

# AIB Ireland Manufacturing PMI®

## PMI surges to new survey high in May with record increases in output and new orders

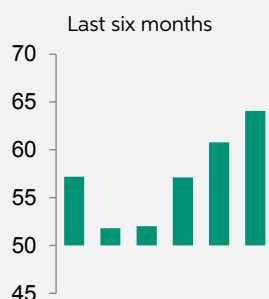
### Key Findings

**Record growth rates for output, new orders and backlogs**

**Soaring costs lead to record rise in output prices**

**Near-record lengthening in suppliers' delivery times**

### Ireland Manufacturing PMI



PMI® data from AIB signalled a fresh record improvement in the Irish manufacturing sector in May, with demand booming as the economy began to reopen. The PMI ascended to a new peak on the back of record rates of growth in output and new orders and another severe lengthening in suppliers' delivery times. Meanwhile survey indicators for employment, backlogs, input prices and output prices were all either the highest or second-highest on record.

Commenting on the survey results, Oliver Mangan, AIB Chief Economist, said:

*"May was a record breaking month for the AIB Irish Manufacturing PMI. The index soared to a new record high of 64.1 from 60.8 in April, with activity in the sector picking up strongly as economies re-open following the easing of Covid restrictions. Ireland is participating in a global boom in manufacturing. The Irish data are very much in line with record or near-record flash May manufacturing PMI readings for the UK, Eurozone and US of 66.1, 62.8 and 61.5, respectively, as the recovery in the global economy gathers momentum."*

*"The sub-components of the Irish PMI survey all point to rapidly improving business conditions in manufacturing. Output rose at a record pace, driven by rebounding demand, with record growth in new orders as businesses re-open, both domestically and in overseas markets. As a result, backlogs of unfilled orders also rose at a record pace, while inventories of finished*

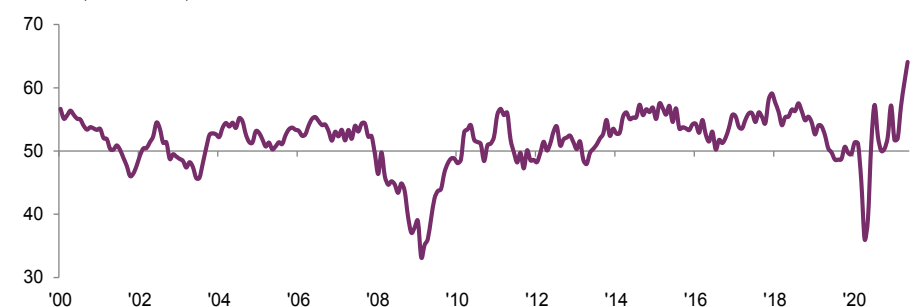
*goods fell. Meanwhile, employment rose for the eight month running, growing at the second fastest rate on record."*

*"Supply chains remain under severe pressure, with 60% of firms reporting even longer delivery times than in April, owing to new UK Customs arrangements, transport delays in shipping and raw materials shortages. These factors, combined with strengthening demand, saw further marked upward pressure on prices. Input prices increased at their fastest pace in ten years, while output prices rose at a series-record pace."*

*"Meanwhile, the 12-month outlook for production remained close to the record high hit in April. Firms expect vaccination programmes to lead to a full and permanent reopening of economies, providing a major fillip to business activity."*

### Manufacturing PMI

sa, >50 = improvement since previous month



## Overview

The headline AIB Ireland Manufacturing PMI® is a composite single-figure indicator of manufacturing performance. It is derived from indicators for new orders, output, employment, suppliers' delivery times and stocks of purchases. Any figure greater than 50.0 indicates overall improvement of the sector. The PMI rose for the seventh time in eight months in May to 64.1, from 60.8 in April. The latest figure marked a new high since the series began in 1998, indicative of a rapid overall improvement in manufacturing business conditions. All five of the PMI components had positive contributions to the headline figure in May, and all except stocks of purchases exerted positive directional influences compared with April. The output and new orders indices both high record highs, while the employment and suppliers' delivery times (when inverted for the PMI calculation) indices were the second-highest to date.

The volume of new orders received by Irish manufacturers rose for the third month running in May, and at the fastest rate since the survey began in 1998. Companies reported strong inflows of new work as customers reopened and lockdown restrictions began to loosen. Strong domestic sales were supported by increased demand from European and US markets, with new export orders rising at the strongest rate since July 2020.

Surging new orders led to a record rate of output growth in the manufacturing sector in May, surpassing the previous record expansion set in December 1999. Firms sought to boost capacity by expanding workforces, with overall employment in the sector rising at the second-fastest rate in the survey history, just shy of the peak set in December 2017.

Higher production levels and staff numbers were insufficient to cope with demand, however, leading backlogs to rise at the strongest rate since data for that series were first collected in September 2002. Firms sold off stocks of finished goods to meet sales, and at the fastest rate since January.

The record increase in outstanding business in May reflected both pent-up demand and severe pressure on manufacturing supply chains. Firms increased their purchasing activity at the fastest rate since December 1999, but suppliers' delivery times lengthened to a degree that almost matched the survey record registered in April 2020. Around 60% of firms reported delays from suppliers, with no manufacturers reporting any improvement compared with April.

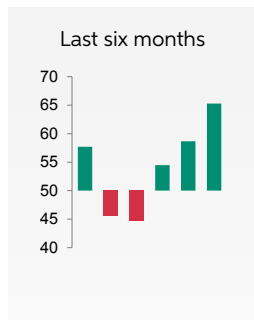
Global shortages of raw materials and shipping containers continued to drive up input prices in May. Input price inflation soared to the second-highest on record, just below the peak set in March 2011. Firms reported a wide range of raw materials as up in price during the month, including steel, wood, paper, chemicals and plastics.

With input costs surging and demand improving, manufacturers raised their output prices at the fastest rate since the series began in September 2002. Output prices have risen continuously since October 2020.

The 12-month outlook for production remained close to record levels in May. The overall degree of sentiment eased only slightly from April's peak. Firms widely expected significant levels of new business as the economy reopens and recovers from the COVID-19 pandemic.



## Output Index

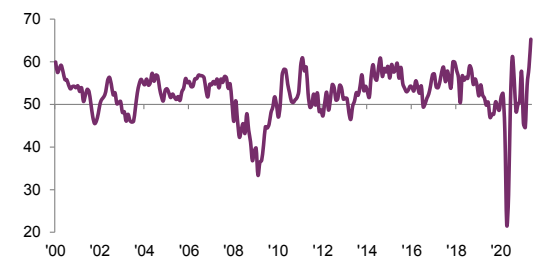


Irish manufacturing production expanded for the third month running and at a survey-record pace in May. The seasonally adjusted Output Index easily surpassed the previous peak set in December 1999, with 43% of firms reporting growth in the latest period.

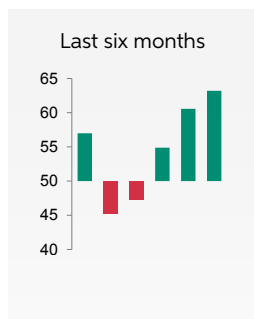
Firms widely linked higher output to improving underlying demand as more sectors opened up.

### Output Index

sa, >50 = growth since previous month



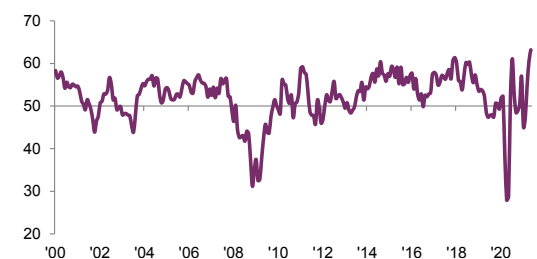
## New Orders Index



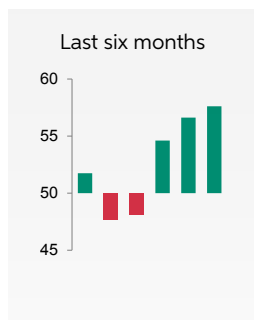
The seasonally adjusted New Orders Index rose to a new record high in May, signalling a rapid increase in the volume of new work received by Irish goods producers. Firms reported strong demand as a result of businesses reopening both domestically and in key export markets in Europe and the US.

### New Orders Index

sa, >50 = growth since previous month



## New Export Orders Index

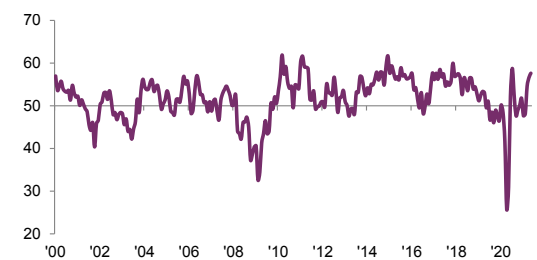


The level of new work received from export markets increased for the third month running in May. Moreover, the rate of growth was the strongest since July 2020.

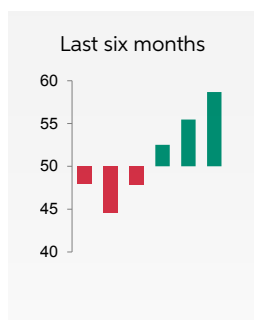
Anecdotal evidence linked higher exports to European, UK, US and Asian markets as economies began to reopen.

### New Export Orders Index

sa, >50 = growth since previous month



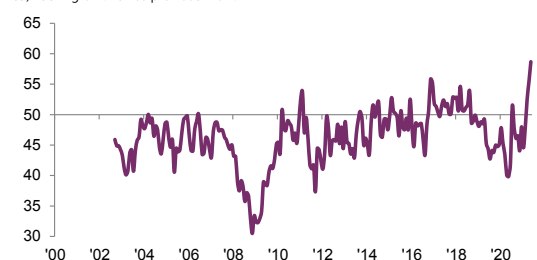
## Backlogs of Work Index



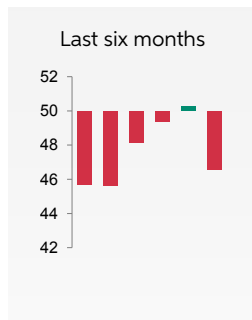
Pressure on manufacturing capacity in Ireland reached a level never previously recorded in the history of the survey. The seasonally adjusted Backlogs of Work Index rose sharply again to signal the fastest rate of growth since the series began in 2002. Nearly one-third of respondents reported higher backlogs in May, linked to supply shortages and pent-up demand.

### Backlogs of Work Index

sa, >50 = growth since previous month



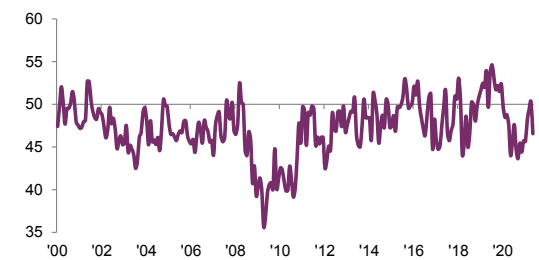
## Stocks of Finished Goods Index



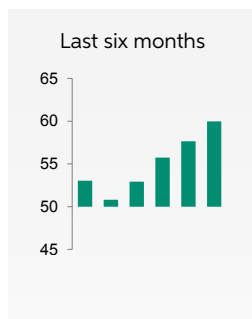
May data signalled a renewed decline in post-productions inventories at Irish manufacturers, following the first increase since the end of 2019 in April. Moreover, the rate of destocking was the fastest since January. Stocks of finished products declined as firms sold direct from stock due to supply shortages and rising backlogs.

Stocks of Finished Goods Index

sa, >50 = growth since previous month



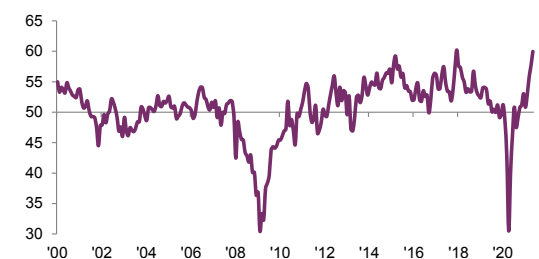
## Employment Index



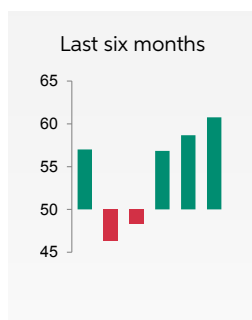
Manufacturers in Ireland boosted their workforces at the second-fastest rate on record in May. The seasonally adjusted Employment Index rose for the fourth successive month and was just short of the peak set in December 2017. Firms linked recruitment to looser workplace restrictions and improving demand.

Employment Index

sa, >50 = growth since previous month



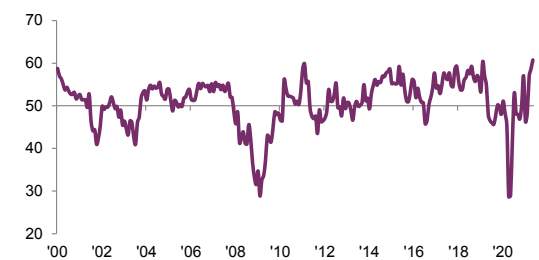
## Quantity of Purchases Index



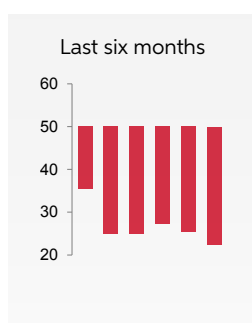
In line with strengthening growth of output and new orders, manufacturers stepped up their purchasing operations in May. The volume of inputs ordered rose for the third successive month, and at the strongest rate since December 1999. The seasonally adjusted Quantity of Purchases Index was the fourth-highest on record in May.

Quantity of Purchases Index

sa, >50 = growth since previous month



## Suppliers' Delivery Times Index



Irish manufacturing supply chains remained under intense pressure in May, reflecting Brexit and ongoing global shortages of both raw materials and shipping capacity.

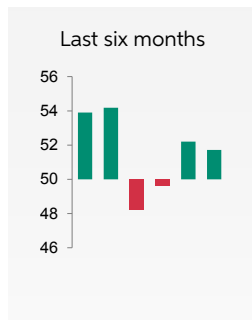
The seasonally adjusted suppliers' delivery times fell to the second-lowest level in the survey history, only slightly above April 2020's nadir. Around 60% of firms reported longer times than in April.

Suppliers' Delivery Times Index

sa, >50 = faster times since previous month



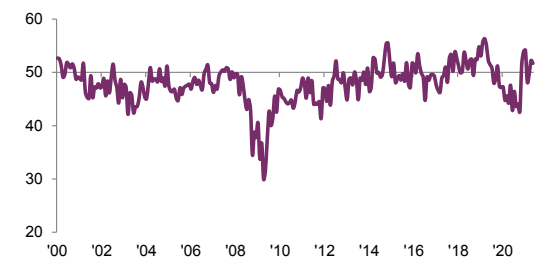
## Stocks of Purchases Index



The seasonally adjusted Stocks of Purchases Index remained above the no-change mark of 50.0 in May, indicating another rise in the level of inputs held in stock at Irish manufacturers. It was the fifth expansion in the past seven months, albeit at a weaker rate than in April. Firms reported stocking up in response to shortages of raw materials and increased demand.

Stocks of Purchases Index

sa, >50 = growth since previous month



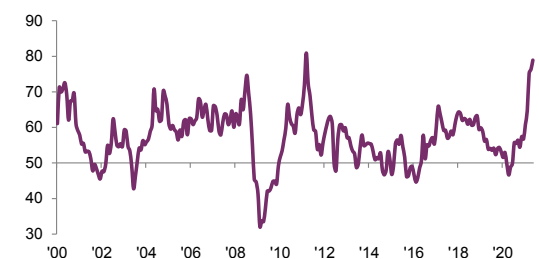
## Input Prices Index



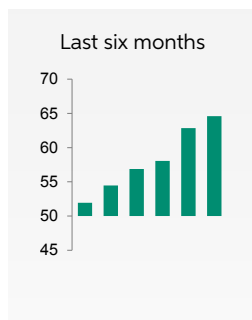
Average input prices rose for the eleventh successive month in May. Moreover, the rate of inflation accelerated for the fifth month running to the second-highest on record, just below the peak registered in March 2011. Firms reported surging prices due to widespread raw material shortages, including steel, wood, paper, chemicals and plastics. Increased shipping costs were also highlighted, particularly around container shortages.

Input Prices Index

sa, >50 = inflation since previous month



## Output Prices Index

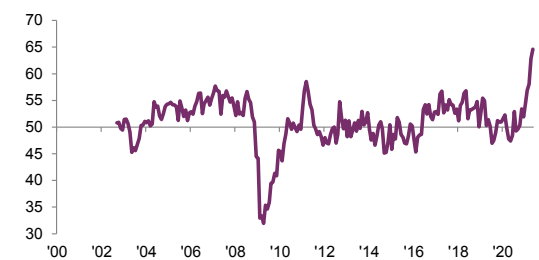


Surging input costs and improving underlying demand led Irish manufacturers to raise their output prices at a record pace in May. The seasonally adjusted Output Prices Index rose for the fifth month running to the highest level since the series began in 2002.

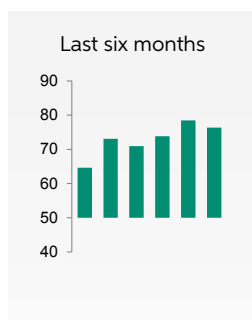
A record 33% of firms reported higher output prices while none reported reduction, which was also a series first.

Output Prices Index

sa, >50 = inflation since previous month



## Future Output Index



Irish goods producers remained strongly confident of higher output over the next 12 months in May. The Future Output Index was at the second-highest level in three years, easing only slightly from April's record high and well above its long-run trend level of 70.6. Firms widely expected significant levels of new business as the economy reopens and recovers from the COVID-19 pandemic.

Future Output Index

>50 = growth expected over next 12 months





## Contact

### AIB

Oliver Mangan  
AIB Chief Economist  
T: +353-1-6417176  
E: [AIBeconomics.Unit@aib.ie](mailto:AIBeconomics.Unit@aib.ie)  
W: [www.aibeconomics.com](http://www.aibeconomics.com)

Paddy McDonnell  
AIB Press Office  
T: +353-1-641-2869  
M: +353-87-739-0743  
E: [paddy.x.mcdonnell@aib.ie](mailto:paddy.x.mcdonnell@aib.ie)

Graham Union  
AIB Press Office  
T: +353-1-6412430  
M: +353-85-2088343  
E: [Graham.X.Union@aib.ie](mailto:Graham.X.Union@aib.ie)

### IHS Markit

Trevor Balchin  
Economics Director  
T: +44-1491-461-065  
[trevor.balchin@ihsmarkit.com](mailto:trevor.balchin@ihsmarkit.com)

Joanna Vickers  
Corporate Communications  
T: +44 207 260 2234  
[joanna.vickers@ihsmarkit.com](mailto:joanna.vickers@ihsmarkit.com)

## Methodology

The AIB Ireland Manufacturing PMI® is compiled by IHS Markit from responses to questionnaires sent to purchasing managers in a panel of around 250 manufacturers. The panel is stratified by detailed sector and company workforce size, based on contributions to GDP.

Survey responses are collected in the second half of each month and indicate the direction of change compared to the previous month. A diffusion index is calculated for each survey variable. The index is the sum of the percentage of 'higher' responses and half the percentage of 'unchanged' responses. The indices vary between 0 and 100, with a reading above 50 indicating an overall increase compared to the previous month, and below 50 an overall decrease. The indices are then seasonally adjusted.

The headline figure is the Purchasing Managers' Index® (PMI). The PMI is a weighted average of the following five indices: New Orders (30%), Output (25%), Employment (20%), Suppliers' Delivery Times (15%) and Stocks of Purchases (10%). For the PMI calculation the Suppliers' Delivery Times Index is inverted so that it moves in a comparable direction to the other indices.

Underlying survey data are not revised after publication, but seasonal adjustment factors may be revised from time to time as appropriate which will affect the seasonally adjusted data series.

Data were collected 11-21 May 2021.

For further information on the PMI survey methodology, please contact [economics@ihsmarkit.com](mailto:economics@ihsmarkit.com).

## About AIB

AIB is a financial services group operating predominantly in the Republic of Ireland and the UK. We provide a comprehensive range of services to personal, business and corporate customers in our target markets and have leading market shares in banking products in the Republic of Ireland.

## About IHS Markit

IHS Markit (NYSE: INFO) is a world leader in critical information, analytics and solutions for the major industries and markets that drive economies worldwide. The company delivers next-generation information, analytics and solutions to customers in business, finance and government, improving their operational efficiency and providing deep insights that lead to well-informed, confident decisions. IHS Markit has more than 50,000 business and government customers, including 80 percent of the Fortune Global 500 and the world's leading financial institutions.

IHS Markit is a registered trademark of IHS Markit Ltd. and/or its affiliates. All other company and product names may be trademarks of their respective owners © 2021 IHS Markit Ltd. All rights reserved.

## About PMI

Purchasing Managers' Index® (PMI®) surveys are now available for over 40 countries and also for key regions including the eurozone. They are the most closely watched business surveys in the world, favoured by central banks, financial markets and business decision makers for their ability to provide up-to-date, accurate and often unique monthly indicators of economic trends.

## Disclaimer

This publication is issued by Allied Irish Banks, p.l.c. ("AIB") and is for general information purposes only. This publication should not be considered as an offer or solicitation to sell, buy or subscribe to any financial instruments or product, securities or any derivative instrument (together, "instruments"), or any other rights pertaining thereto. AIB does not express any opinion as to the present or future value or price of any instruments referred to in this publication.

The information provided in this publication is believed to be valid and accurate on the date it is first published but AIB, along with its directors, officers, or employees, does not accept any liability for any loss arising from the use of the information. The information contained therein, including any expressions of opinion, has been obtained from, or is based on, or compiled from, sources believed to be reliable but its accuracy or completeness is not guaranteed and is subject to change without notice.

Any decision made by a party shall be on the basis of its own research and shall not be influenced or based on any view expressed by AIB in this publication or otherwise. This publication does not address all risks. This publication does not constitute investment advice or a recommendation and has been prepared without regard to individual financial circumstances, objectives or particular needs of recipients. Readers should seek their own financial, tax, legal, regulatory and other advice regarding the appropriateness or otherwise of investing in any investments and/or pursuing any investment strategies. Past performance is not a reliable guide to future performance. To the extent that this publication is deemed to contain any forecasts as to the performance of any instruments, forecasts are not a reliable indicator of future performance.

This publication is not to be reproduced in whole or in part without the prior express written consent of AIB. Allied Irish Banks, p.l.c. is regulated by the Central Bank of Ireland.

The intellectual property rights to the data provided herein are owned by or licensed to IHS Markit. Any unauthorised use, including but not limited to copying, distributing, transmitting or otherwise of any data appearing is not permitted without IHS Markit's prior consent. IHS Markit shall not have any liability, duty or obligation for or relating to the content or information ("data") contained herein, any errors, inaccuracies, omissions or delays in the data, or for any actions taken in reliance thereon. In no event shall IHS Markit be liable for any special, incidental, or consequential damages, arising out of the use of the data. Purchasing Managers' Index® and PMI® are either registered trade marks of Markit Economics Limited or licensed to Markit Economics Limited. IHS Markit is a registered trademark of IHS Markit Ltd. and/or its affiliates.