

## AIB Ireland Services PMI®

### Service sector activity rises at fastest pace since November 2018

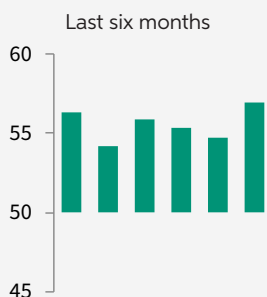
#### Key Findings

**New business growth at five-month high**

**Job creation quickens**

**Business confidence highest since January**

#### Ireland Services Business Activity Index



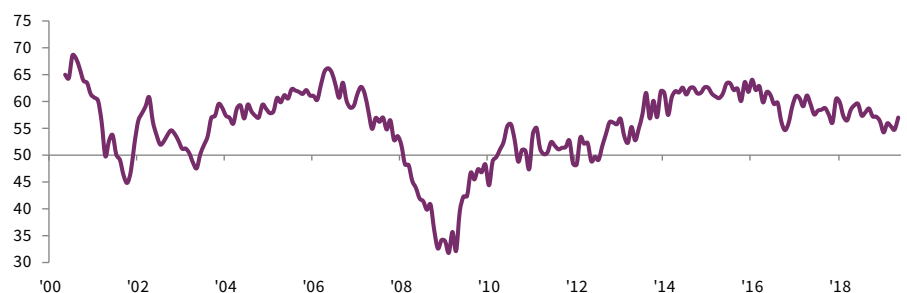
Business activity in Ireland's service sector expanded sharply and at the fastest pace since November 2018 during May, in line with a marked increase in overall new business. The rate of new order growth quickened to a five-month high, amid improving economic conditions and more successful marketing efforts. As a result of firmer demand conditions, Irish service providers recorded a sharper workforce expansion. Meanwhile, sentiment towards activity over the coming year was the highest since January, as expectations of stronger future economic conditions boosted confidence.

Commenting on the latest survey results, Oliver Mangan, AIB Chief Economist, said:

*"There was a marked strengthening in business activity in the services sector in May according to the latest AIB PMI data. The index jumped to 57.0 for the month, up from 54.7 in April. This was the fastest pace of expansion recorded since November 2018. It was far above the flash PMI readings of 50.9 and 52.5 recorded in the US and Eurozone, respectively, for May, pointing to much stronger growth in the Irish economy."*

*"New order growth was very strong, growing at its fastest pace in five months. Panellists reported rising order demand from both at home and abroad. As a result, volumes of unfinished orders rose at their fastest rate since July 2018 as backlogs increased amid growing capacity constraints. Employment growth in services remained solid."*

Services Business Activity Index  
sa, >50 = growth since previous month



*"In terms of the four sectors covered in the survey, firms in Business Services, Technology/Media/Telecoms and Financial Services registered robust growth in activity, with sharply rising new orders. The one disappointment was that the Transport/Tourism/Leisure sector posted its first decline in activity since May 2018."*

*"Overall, the strong AIB Services PMI reading of 57.0 for May is very welcome given that the manufacturing PMI fell to 50.4. This suggests that the Irish economy is continuing to expand at a good pace, driven by strong growth in the large services sector. It is also encouraging that business confidence in the services sector in May about the outlook for the year ahead, rose to its highest level in four months."*

## Overview

The headline seasonally adjusted Business Activity Index posted 57.0 in May, up from 54.7 in April and signalling the fastest rise in business activity since November 2018. Moreover, the rate of growth was marked and faster than the long-run series average. At the sector level, Business Services companies registered the quickest rise in business activity during May, while a fall was signalled in the Transport & Leisure sector.

Underpinning the faster rise in business activity was a quickening of new order growth in May. The rate of expansion was marked and the fastest in five months, amid reports from panellists of improving economic conditions and more successful marketing efforts. As with output, Business Services companies posted the fastest increase in overall new business.

Volumes of new work from abroad also rose during May and at the fastest pace since the start of 2019. Service providers stated that they had observed an improvement in demand conditions from the UK, European and Middle Eastern markets. Among the monitored sectors, firms in the Technology, Media & Telecoms (TMT) category led export growth, whilst Transport & Leisure companies posted a third consecutive monthly decline in foreign demand.

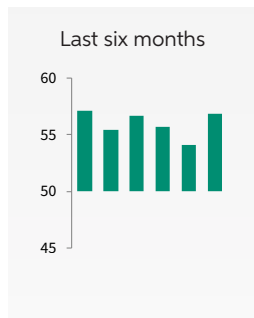
Faster new order growth contributed to another increase in outstanding business in May. Moreover, the rate of backlog accumulation was sharp and the fastest since July 2018. Work outstanding has now risen on a monthly basis for exactly six years.

Employment growth was solid and quickened slightly from April's recent low. Anecdotal evidence from panellists attributed the rise in headcounts to greater levels of activity and new business. Companies operating in the TMT sector posted the strongest expansion in staffing levels.

On the price front, the rate of input price inflation quickened in May to a three-month high, driven by reports of greater fuel and staff costs. Output charges also rose in May, with the rate of inflation the fastest in three months.

Predictions of higher new orders and business investment supported optimism that activity will continue to rise over the coming year. Sentiment picked up in May and was the sharpest since January. Around 41% of panellists predicted a rise in output over the next 12 months.

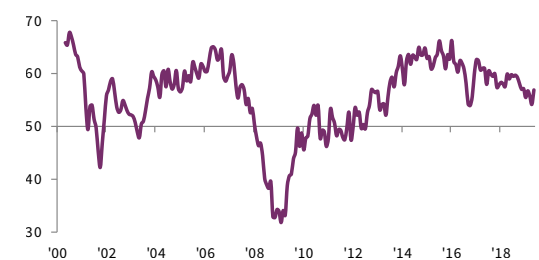
## New Business Index



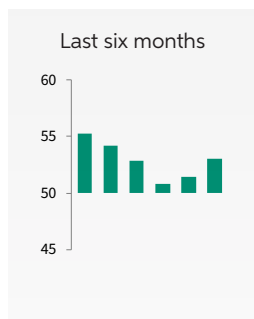
As has been the case since August 2012, Irish service providers posted a rise in new orders during May. Moreover, the rate of expansion was sharp and the fastest in five months. Anecdotal evidence from panellists indicated that they had experienced an increase in orders due to an improving Irish economy and marketing efforts.

### New Business Index

sa, >50 = growth since previous month



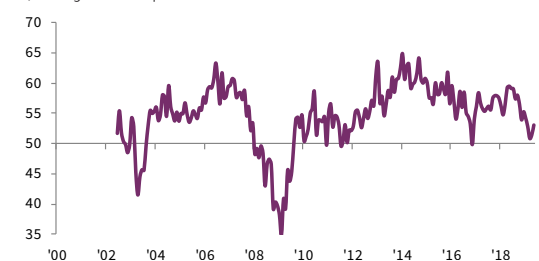
## New Export Business Index



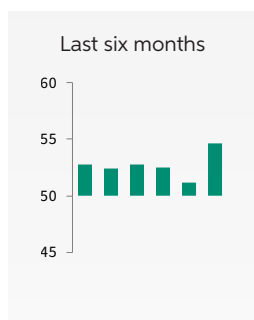
Amid reports of greater demand from UK, European and Middle East customers, Irish service sector export sales rose in May. The solid expansion was the fastest in four months. At the sector level, Transport & Leisure companies recorded a decline in new business from abroad, for the third month running.

### New Export Business Index

sa, >50 = growth since previous month



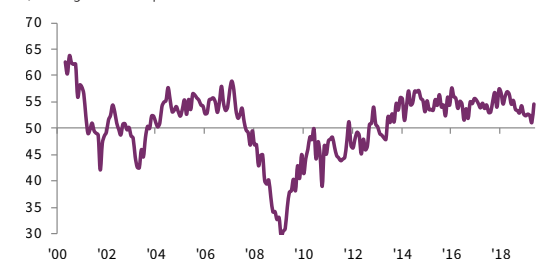
## Outstanding Business Index



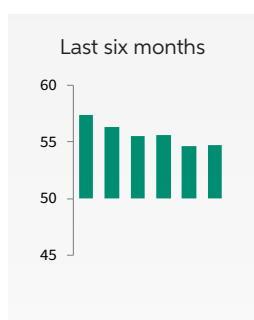
Volumes of unfinished orders increased during May, indicating growing capacity pressures among Irish service providers. Furthermore, the rate of backlog accumulation was marked and the fastest since July 2018. Anecdotal evidence from panellists indicated that increased customer orders contributed to greater amounts of work outstanding. Backlogs have now risen on a monthly basis for exactly six years.

### Outstanding Business Index

sa, >50 = growth since previous month



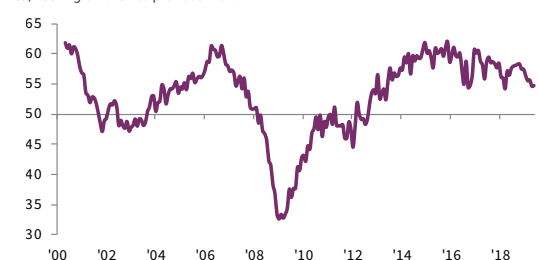
## Employment Index



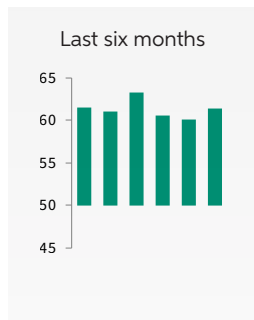
Irish service providers recorded an increase in workforce numbers during May, extending the current sequence of job creation to 81 months. The rate of expansion quickened, but was only slightly sharper than April's 13-month low. Anecdotal evidence from panellists attributed the rise in headcounts to increased levels of activity and new business.

### Employment Index

sa, >50 = growth since previous month



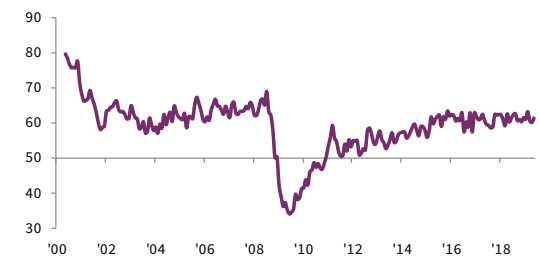
## Input Prices Index



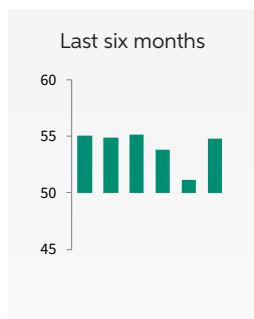
Irish service providers recorded a further marked increase in input prices during May. Moreover, the rate of inflation was marked and the fastest in three months. Rising staff costs was the main driver of higher input prices, according to panellists, with greater fuel costs also mentioned. Cost burdens have risen on a monthly basis since December 2010.

### Input Prices Index

sa, >50 = inflation since previous month



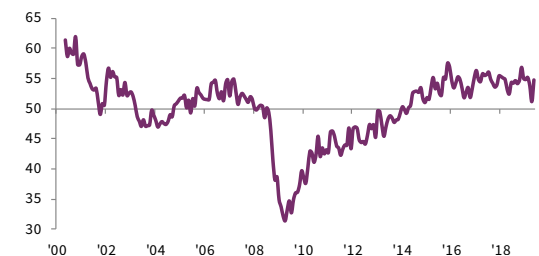
## Prices Charged Index



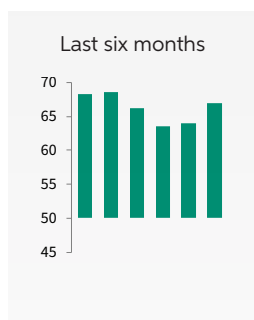
In line with a faster rise in cost burdens, output charge inflation quickened to a three-month high during May. Moreover, the rate of inflation was sharp and above the series average. According to panellists, increases in output charges were driven by rising input costs, with greater wage and fuel bills cited.

### Prices Charged Index

sa, >50 = inflation since previous month



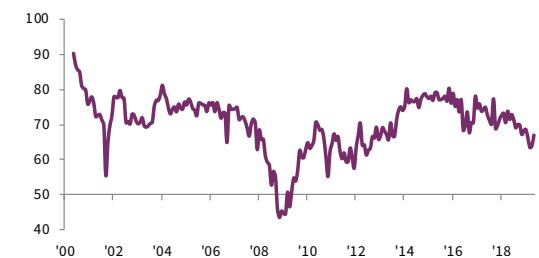
## Future Activity Index



Business confidence ticked up to its highest in four months during May as service providers remained optimistic that business activity will increase over the coming 12 months. Just over 41% of panellists predict a rise in activity over the coming year with expectations of greater customer orders, new product initiatives and increased business from abroad cited as reasons to be optimistic. That said, many firms expressed concern on the impact of Brexit uncertainty on their activity forecasts.

### Future Activity Index

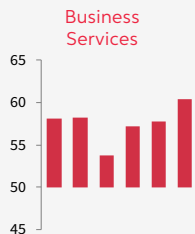
>50 = growth expected over next 12 months



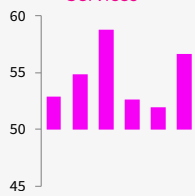
## Services Sub-sectors

### Business Activity Index

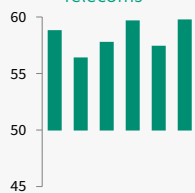
Last six months



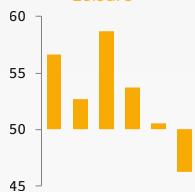
#### Financial Services



#### Technology, Media & Telecoms



#### Transport, Tourism & Leisure



### Business Services

Firms in the Business Services category registered the fastest rise in activity for the second month in a row during May. The rate of growth was sharp and the fastest in six months. Inflows of new work grew sharply and at the fastest pace since September 2018, whilst export sales recorded a marginal increase. Employment growth was solid but eased to a three-month low. Rates of both input cost and output charge inflation quickened, with input prices rising at the fastest pace in three months.

### Financial Services

Activity growth among Financial Services companies strengthened in May to a three-month high. Inflows of new work rose sharply and at the fastest pace in five months, whilst export sales increased for the first time since October 2018. Work outstanding rebounded from April's fall to register the greatest accumulation in backlogs since November 2018. The rate of input cost inflation quickened to a four-month high, whilst output charge inflation was the most marked since the start of 2018.

### Technology, Media & Telecoms

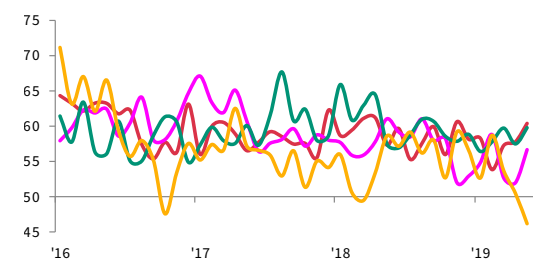
Business activity among Technology, Media & Telecoms (TMT) firms grew at the fastest pace in eight months during May. The rate of expansion was sharp and well above the series average. Likewise, inflows of new business and job creation quickened in May to three-month highs. Input costs rose at the fastest pace in three months, whilst output charge inflation moderated slightly. Sentiment towards future activity was strongly positive and improved from April.

### Transport, Tourism & Leisure

Firms operating in the Transport & Leisure sector posted the first decline in business activity since March 2018 during May. The rate of contraction was sharp and the fastest since the end of 2010. In line with activity, inflows of new work fell in May amid the third consecutive monthly decline in export sales. That said, the rate of job creation was solid and quickened slightly from April. Input cost inflation eased to a four-month low, whilst output charges declined for the first time since October 2016.

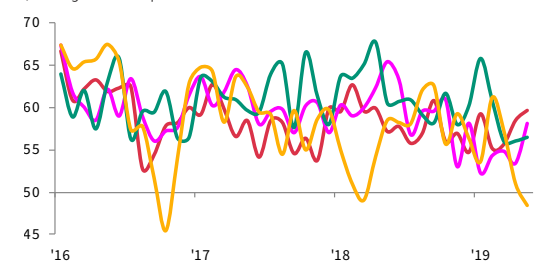
### Business Activity Index

sa, >50 = growth since previous month



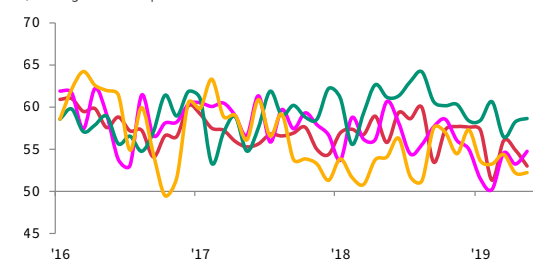
### New Business Index

sa, >50 = growth since previous month



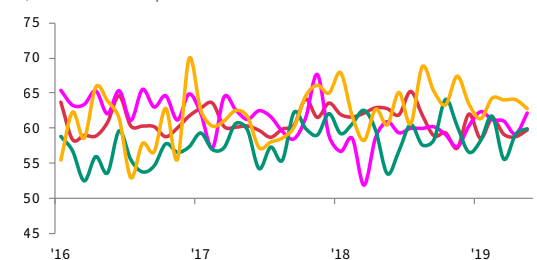
### Employment Index

sa, >50 = growth since previous month



### Input Prices Index

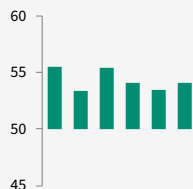
sa, >50 = inflation since previous month



## AIB Ireland Composite PMI®

## Composite Output Index

Last six months



## Output growth quickens from April

The Composite Output Index\* posted 54.1 in May, up from 53.4 in April and signalling a faster rise in business activity.

Underpinning the quickening of Irish private sector output growth was an up-turn in service sector business activity, which expanded at the fastest pace since November 2018. Manufacturers, on the other hand, recorded the first decline in production since the aftermath of the Brexit referendum in July 2016.

Similarly, levels of private sector new business rose at a quicker pace in May, driven by the fastest increase in services orders for five months. As with output, manufacturers recorded a decline in order book volumes, with the rate of contraction the fastest in over six years.

Greater inflows of new business among service providers contributed to an upturn in work outstanding, with the rate of accumulation quickening slightly from April.

At the composite level, job creation eased for the second month running to the slowest since

September 2016. Manufacturing employment rose marginally and at the slowest pace in 32 months, whilst service sector payroll growth quickened slightly.

Composite input prices rose at the slowest pace since August 2017, as a softening of manufacturing purchasing cost inflation outweighed a faster rise in service sector input costs. Despite this, the rate of output charge inflation accelerated from April's 44-month low.

Sentiment towards output over the coming year improved to a four-month high, amid an increase in both service provider and manufacturer confidence.

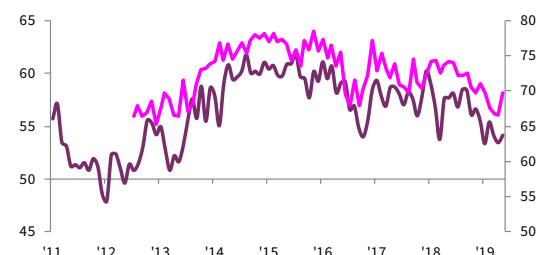
*\*Composite PMI indices are weighted averages of comparable manufacturing and services PMI indices. Weights reflect the relative size of the manufacturing and service sectors according to official GDP data. The Ireland Composite Output Index is a weighted average of the Ireland Manufacturing Output Index and the Ireland Services Business Activity Index.*

## Output Index

sa, &gt;50 = growth since previous month

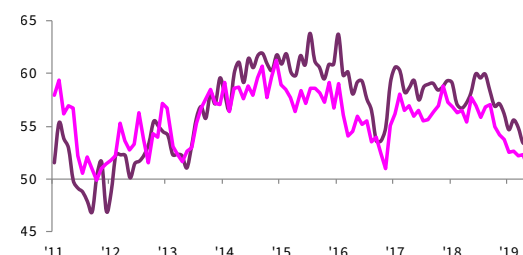
## Future Output Index

&gt;50 = growth expected over next 12 months



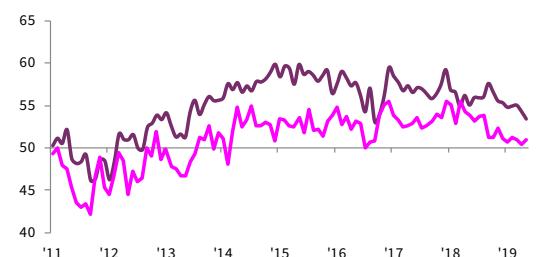
## New Business Index / New Export Business Index

sa, &gt;50 = growth since previous month



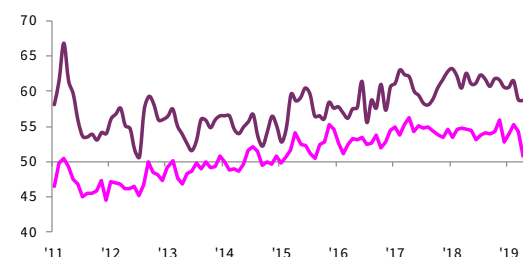
## Employment Index / Outstanding Business Index

sa, &gt;50 = growth since previous month



## Input Prices Index / Prices Charged Index

sa, &gt;50 = inflation since previous month





## Contact

### AIB

Oliver Mangan  
AIB Chief Economist  
T: +353-1-6417176  
E: [AIBeconomics.Unit@aib.ie](mailto:AIBeconomics.Unit@aib.ie)  
W: [www.aibeconomics.com](http://www.aibeconomics.com)

Paddy McDonnell  
AIB Press Office  
T: +353-1-641-2869  
M: +353-87-739-0743  
E: [paddy.x.mcdonnell@aib.ie](mailto:paddy.x.mcdonnell@aib.ie)

### IHS Markit

Amritpal Virdee  
Economist  
T: +44-207-064-6460  
E: [amritpal.virdee@ihsmarkit.com](mailto:amritpal.virdee@ihsmarkit.com)

Joanna Vickers  
Corporate Communications  
T: +44-207-260-2234  
E: [joanna.vickers@ihsmarkit.com](mailto:joanna.vickers@ihsmarkit.com)

### Methodology

The AIB Ireland Services PMI® is compiled by IHS Markit from responses to questionnaires sent to a panel of around 400 service sector companies. The sectors covered include consumer (excluding retail), transport, information, communication, finance, insurance, real estate and business services. The panel is stratified by detailed sector and company workforce size, based on contributions to GDP.

Survey responses are collected in the second half of each month and indicate the direction of change compared to the previous month. A diffusion index is calculated for each survey variable. The index is the sum of the percentage of 'higher' responses and half the percentage of 'unchanged' responses. The indices vary between 0 and 100, with a reading above 50 indicating an overall increase compared to the previous month, and below 50 an overall decrease. The indices are then seasonally adjusted.

The headline figure is the Services Business Activity Index. This is a diffusion index calculated from a question that asks for changes in the volume of business activity compared with one month previously. The Services Business Activity Index is comparable to the Manufacturing Output Index. It may be referred to as the 'Services PMI' but is not comparable with the headline manufacturing PMI figure.

The Composite Output Index is a weighted average of the Manufacturing Output Index and the Services Business Activity Index. The weights reflect the relative size of the manufacturing and service sectors according to official GDP data. The Composite Output Index may be referred to as the 'Composite PMI' but is not comparable with the headline manufacturing PMI figure.

Underlying survey data are not revised after publication, but seasonal adjustment factors may be revised from time to time as appropriate which will affect the seasonally adjusted data series.

May 2019 data were collected 13-28 May 2019.

For further information on the PMI survey methodology, please contact [economics@ihsmarkit.com](mailto:economics@ihsmarkit.com).

### About AIB

AIB is a financial services group operating predominantly in the Republic of Ireland and the UK. We provide a comprehensive range of services to personal, business and corporate customers in our target markets and have leading market shares in banking products in the Republic of Ireland.

### About IHS Markit

IHS Markit (Nasdaq: INFO) is a world leader in critical information, analytics and solutions for the major industries and markets that drive economies worldwide. The company delivers next-generation information, analytics and solutions to customers in business, finance and government, improving their operational efficiency and providing deep insights that lead to well-informed, confident decisions. IHS Markit has more than 50,000 business and government customers, including 80 percent of the Fortune Global 500 and the world's leading financial institutions.

IHS Markit is a registered trademark of IHS Markit Ltd. and/or its affiliates. All other company and product names may be trademarks of their respective owners © 2019 IHS Markit Ltd. All rights reserved.

### About PMI

Purchasing Managers' Index® (PMI®) surveys are now available for over 40 countries and also for key regions including the eurozone. They are the most closely watched business surveys in the world, favoured by central banks, financial markets and business decision makers for their ability to provide up-to-date, accurate and often unique monthly indicators of economic trends. To learn more go to [ihsmarkit.com/products/pmi.html](http://ihsmarkit.com/products/pmi.html).

### Disclaimer

This publication is issued by Allied Irish Banks, p.l.c. ("AIB") and is for general information purposes only. This publication should not be considered as an offer or solicitation to sell, buy or subscribe to any financial instruments or product, securities or any derivative instrument (together, "instruments"), or any other rights pertaining thereto. AIB does not express any opinion as to the present or future value or price of any instruments referred to in this publication.

The information provided in this publication is believed to be valid and accurate on the date it is first published but AIB, along with its directors, officers, or employees, does not accept any liability for any loss arising from the use of the information. The information contained therein, including any expressions of opinion, has been obtained from, or is based on, or compiled from, sources believed to be reliable but its accuracy or completeness is not guaranteed and is subject to change without notice.

Any decision made by a party shall be on the basis of its own research and shall not be influenced or based on any view expressed by AIB in this publication or otherwise. This publication does not address all risks. This publication does not constitute investment advice or a recommendation and has been prepared without regard to individual financial circumstances, objectives or particular needs of recipients. Readers should seek their own financial, tax, legal, regulatory and other advice regarding the appropriateness or otherwise of investing in any investments and/or pursuing any investment strategies. Past performance is not a reliable guide to future performance. To the extent that this publication is deemed to contain any forecasts as to the performance of any instruments, forecasts are not a reliable indicator of future performance.

This publication is not to be reproduced in whole or in part without the prior express written consent of AIB. Allied Irish Banks, p.l.c. is regulated by the Central Bank of Ireland.

The intellectual property rights to the data provided herein are owned by or licensed to IHS Markit. Any unauthorised use, including but not limited to copying, distributing, transmitting or otherwise of any data appearing is not permitted without IHS Markit's prior consent. IHS Markit shall not have any liability, duty or obligation for or relating to the content or information ("data") contained herein, any errors, inaccuracies, omissions or delays in the data, or for any actions taken in reliance thereon. In no event shall IHS Markit be liable for any special, incidental, or consequential damages, arising out of the use of the data. Purchasing Managers' Index® and PMI® are either registered trade marks of Markit Economics Limited or licensed to Markit Economics Limited. IHS Markit is a registered trademark of IHS Markit Ltd. and/or its affiliates.