

YoYo Yen

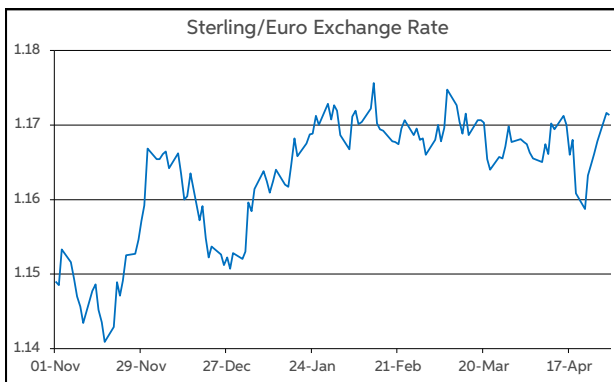
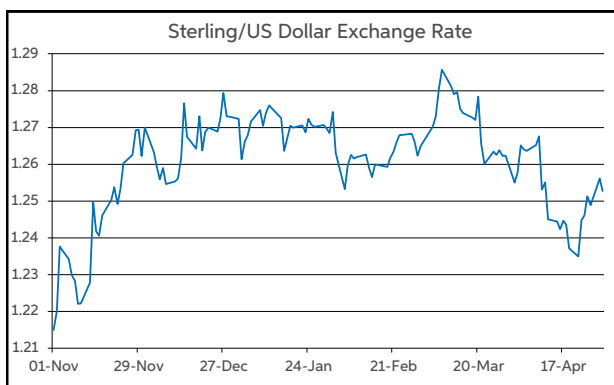
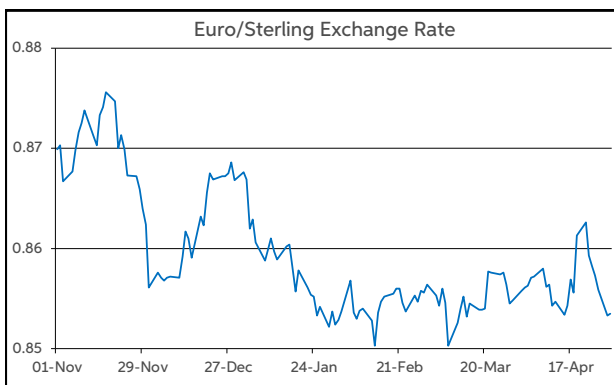
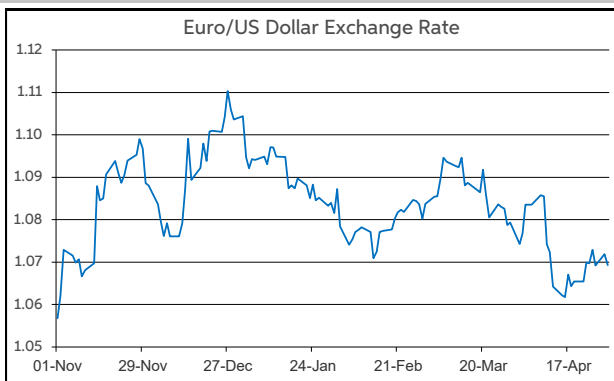
The Japanese yen continued to be front and centre of attention on currency markets yesterday. It came into yesterday's European session having suffered a further bout of weakness, reflected in USD/JPY testing above the ¥160 amrk during a holiday thinned Japanese trading session. It rebounded back down below ¥156 before the European open leading to speculation of possible official FX intervention by Japan.

It continued to experience volatile conditions during European trading. USD/JPY traded to a low at ¥154.5 in the early part of the session, before it settled near to ¥156. In overnight action, the yen has been more stable with USD/JPY within ¥156-157. A Japanese government spokesman refrained from saying whether or not there was official intervention but stated that Japan will disclose any intervention at the end of May. However, while not officially confirmed, the price action strongly suggests intervention.

Elsewhere, on the currency front, the exchanges amongst the other majors has been mostly uneventful over the past 24 hours. Of the limited moves to occur, the euro has been slightly softer. In level terms, EUR/USD has been unable to hold onto the \$1.07 threshold, while EUR/GBP has edged down into the lower half of 85-86p. Meanwhile, GBP/USD remains above the \$1.25 mark.

Looking ahead to today's macro diary, there is a busy slate. In Europe, we get the first estimate of Q1 GDP. A modest 0.2% quarterly growth rate is pencilled in. Eurozone flash HICP inflation for April is due. One of the key core measures (excl. food, energy, alcohol and tobacco) is forecast to ease to 2.6% (from 2.9%). Meanwhile, the US calendar features the employment cost index for Q1 (f'cast +1.0% q/q) and consumer confidence for April.

John Fahey, Senior Economist, AIB



Today's Opening FX Rates			
		% Change	
		Day *	End 2023
EUR/USD	1.0693	-0.32	-3.11
EUR/GBP	0.8534	-0.21	-1.55
GBP/USD	1.2527	-0.10	-1.59
GBP/EUR	1.1712	0.21	1.57
USD/JPY	156.79	0.37	11.15
EUR/JPY	167.56	-0.06	7.67

* v Previous Day's European Open

See Next Page for More Rates

Opening Interest Rates						
Base Rate	Money Market			Swap Rates		
	1-Mth	3-Mth	1-Yr	2-Yr	5-Yr	
USD	5.38	5.43	5.59	5.49	5.18	4.71
EUR	4.50	3.85	3.87	3.65	3.32	2.90
GBP	5.25	5.18	5.17	4.99	4.90	4.41

All rates quoted are indicative market rates

See Next Page For More Rates & Charts

FX Spot	Karl Cooke Shane Gargan	FX Options	Mark Tuite	Reuters Phone	AIBG.I 00353-1-7724018	Morning Comment	John Fahey john.j.fahey@aib.ie
---------	----------------------------	------------	------------	------------------	---------------------------	-----------------	-----------------------------------

Opening Levels

Tuesday 30 April 2024
07:29 am



Euro

EUR/GBP	0.8534
EUR/USD	1.0693
EUR/JPY	167.56
EUR/SEK	11.7274
EUR/DKK	7.4577
EUR/NOK	11.8017
EUR/CHF	0.9758
EUR/AUD	1.6404
EUR/HKD	8.3647
EUR/CAD	1.4647

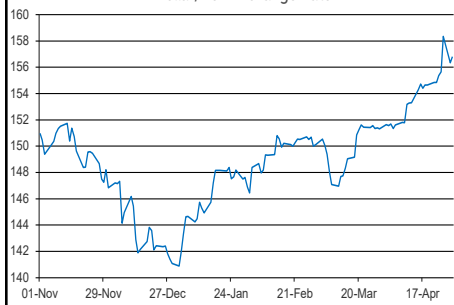
Sterling

GBP/EUR	1.1712
GBP/USD	1.2527
GBP/CAD	1.7158
GBP/NZD	2.1113
GBP/JPY	196.41
GBP/SEK	13.7358
GBP/DKK	8.7349
GBP/NOK	13.822
GBP/CHF	1.1433
GBP/AUD	1.9221

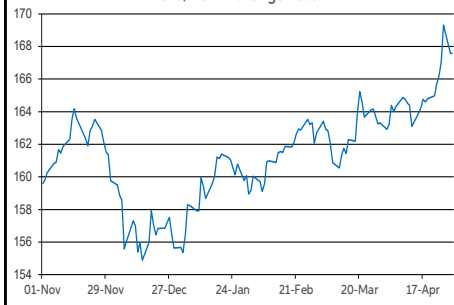
Dollar

USD/JPY	156.79
USD/CAD	1.3695
USD/CHF	0.9125
USD/CNY	7.2436
USD/BRL	5.1175
USD/RUB	93.06
USD/INR	83.507
AUD/USD	0.6515
NZD/USD	0.5931

Dollar/Yen Exchange Rate

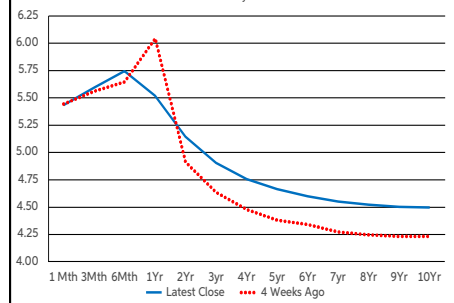


Euro/Yen Exchange Rate



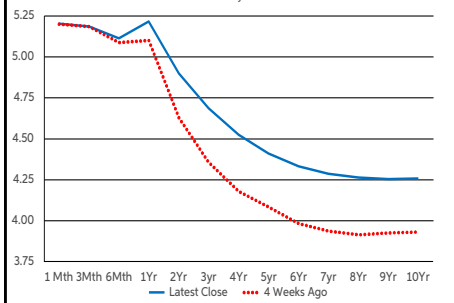
US Swap Curve

Offer Rates : Money Rates to 1 Year



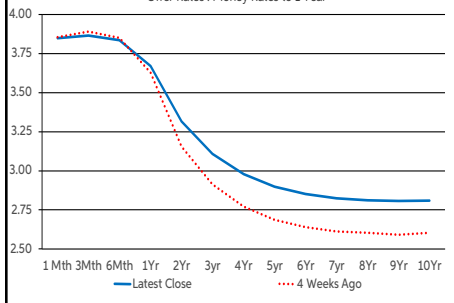
UK Swap Curve

Offer Rates : Money Rates to 1 Year

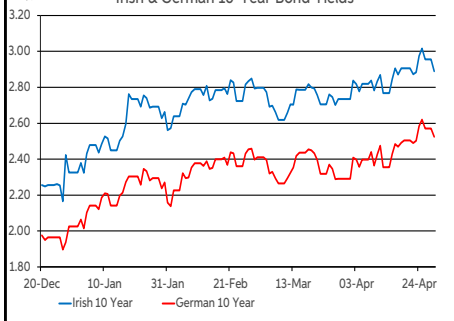


Eurozone Swap Curve

Offer Rates : Money Rates to 1 Year



Irish & German 10-Year Bond Yields



Debt Markets

	Close	Change bps		
		Day	4 Weeks	End 23
10 Year Yield %				
US	4.61	-6	+28	+75
Germany	2.53	-5	+24	+50
UK	4.29	-4	+36	+75
Ireland	2.92	-6	+17	+55
Belgium	3.05	-7	+17	+36
France	3.03	-3	+23	+47
Italy	3.82	-6	+15	+12
Spain	3.30	-6	+15	+31
Portugal	3.15	-7	+15	+36
Greece	3.44	-4	+15	+36
5 Year Swap %				
US	4.66	-5	+32	+87
Eurozone	2.90	-4	+24	+47
UK	4.41	-5	+38	+76
2 Year Swap %				
US	5.14	-3	+27	+81
Eurozone	3.32	-3	+19	+52
UK	4.90	-4	+28	+63
10 Year Government Bond Spreads to Benchmark bps				
Ireland	39	-2	-7	+5
Belgium	52	-2	-6	-14
France	50	+1	-1	-3
Italy	130	-2	-9	-38
Spain	77	-1	-9	-19
Portugal	62	-2	-9	-14
Greece	91	+1	-8	-14

Commodities

	% Change			
	Close	Day	4 Weeks	End 23
Brent Oil	88.4	-1.23	+1.12	+14.75
West Texas Oil	71.65	-0.17	-1.90	-1.27
Gold \$	2334.4	-0.14	+3.74	+13.18

This publication is for information purposes and is not an invitation to deal. The information is believed to be reliable but is not guaranteed. Any expressions of opinions are subject to change without notice. This publication is not to be reproduced in whole or in part without prior permission. In the Republic of Ireland it is distributed by Allied Irish Banks, p.l.c. In the UK it is distributed by Allied Irish Banks, p.l.c. and Allied Irish Bank (GB). In Northern Ireland it is distributed by Allied Irish Bank (NI). In the United States of America it is distributed by Allied Irish Banks, p.l.c. Allied Irish Banks, p.l.c. is regulated by the Central Bank of Ireland. Allied Irish Bank (GB) and AIB (NI) are trade marks used under licence by AIB Group (UK) p.l.c. (a wholly owned subsidiary of Allied Irish Banks, p.l.c.), incorporated in Northern Ireland. Registered Office 92 Ann Street, Belfast BT1 3HH. Registered Number NI018800. Authorised by the Prudential Regulation Authority and regulated by the Financial Conduct Authority and the Prudential Regulation Authority. In the United States of America, Allied Irish Banks, p.l.c., New York Branch, is a branch licensed by the New York State Department of Financial Services. Deposits and other investment products are not FDIC insured, they are not guaranteed by any bank and they may lose value. Please note that telephone calls may be recorded in line with market practice.