

EUR/USD remains within \$1.11-1.12

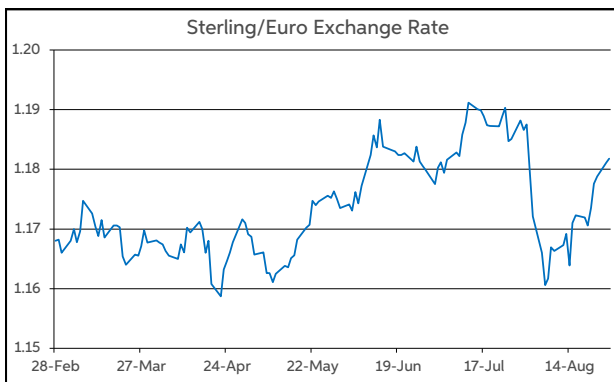
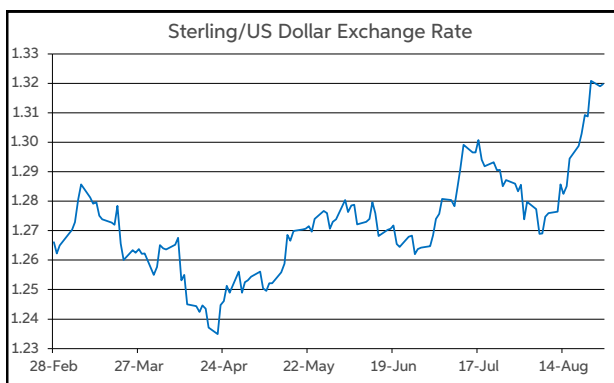
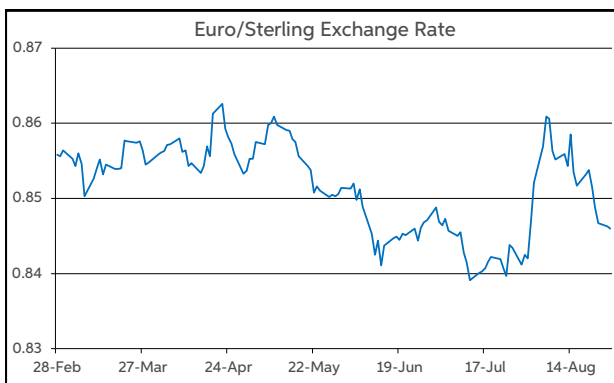
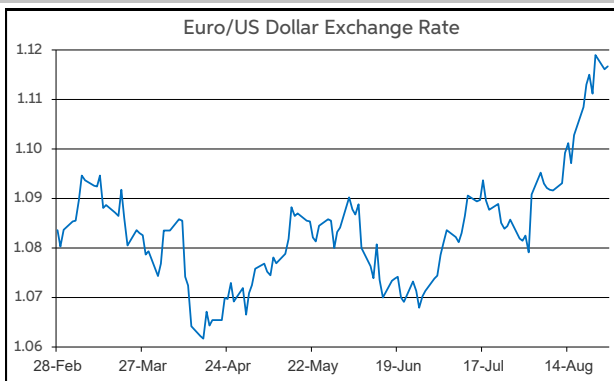
There was a generally subdued start to the week on markets yesterday. This was evident from limited price action on most of the main asset markets. One exception was oil, with Brent crude up 3% to above \$81 p/b amid Middle East tensions and supply disruptions in Libya. Overall, investor sentiment was holding a cautious tone. At the close on Wall street last night, the S&P 500 was 0.3% lower on the day.

Data-wise, the main Eurozone release yesterday was the German Ifo for August. The headline index fell to 86.6 (from 87.0), which was slight better than forecast (86.0). However, it represented the third straight fall in German business sentiment, highlighting the challenging outlook for the Eurozone's largest economy. The main US macro release was the Durable goods report for July. While the headline number surprised to the upside, at +9.9% (vs. f'cast for +5.7%), the underlying details in the report, in terms of core orders and shipments, indicated some weakness in business investment.

From a currency viewpoint, neither release had any noticeable impact on their respective currencies. Indeed, the majors have been confined to narrow ranges over the past 24 hours. This means that the dollar retains it weaker tone, with both EUR/USD and GBP/USD remaining near to their year-to-date highs. EUR/USD opens this morning in the upper half of the \$1.11-1.12 band, while GBP/USD is in and around the \$1.32 handle. Elsewhere, EUR/GBP continues to trade above the midpoint of 84-85p.

Looking ahead to today, the macro data calendar is fairly sparse. The main highlight is the Conference Board measure of US consumer confidence for August. Given the quiet diary, the main FX pairs could remain within relatively tight ranges today.

John Fahey, Senior Economist, AIB



Today's Opening FX Rates			
		% Change	
		Day *	End 2023
EUR/USD	1.1167	-0.14	1.19
EUR/GBP	0.846	-0.13	-2.40
GBP/USD	1.3197	0.00	3.68
GBP/EUR	1.1817	0.13	2.46
USD/JPY	144.75	0.49	2.62
EUR/JPY	161.65	0.36	3.87

* v Previous Day's European Open

See Next Page for More Rates

Opening Interest Rates						
	Base Rate	Money Market			Swap Rates	
		1-Mth	3-Mth	1-Yr	2-Yr	5-Yr
USD	5.38	5.39	5.34	4.52	4.01	3.65
EUR	4.25	3.60	3.53	3.08	2.70	2.49
GBP	5.00	4.93	4.87	4.44	4.33	3.96

All rates quoted are indicative market rates

See Next Page For More Rates & Charts

FX Spot	Karl Cooke Shane Gargan	FX Options	Mark Tuite	Reuters Phone	AIBG.I 00353-1-7724018	Morning Comment	John Fahey john.j.fahey@aib.ie
---------	----------------------------	------------	------------	------------------	---------------------------	-----------------	-----------------------------------

Opening Levels

Tuesday 27 August 2024
07:25 am



Euro

EUR/GBP	0.846
EUR/USD	1.1167
EUR/JPY	161.65
EUR/SEK	11.3947
EUR/DKK	7.4603
EUR/NOK	11.7701
EUR/CHF	0.9463
EUR/AUD	1.6453
EUR/HKD	8.7087
EUR/CAD	1.5053

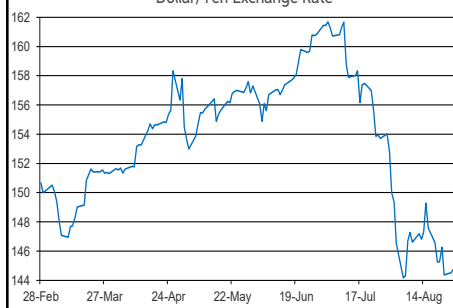
Sterling

GBP/EUR	1.1817
GBP/USD	1.3197
GBP/CAD	1.7791
GBP/NZD	2.1207
GBP/JPY	191.03
GBP/SEK	13.4602
GBP/DKK	8.8174
GBP/NOK	13.9079
GBP/CHF	1.1185
GBP/AUD	1.9446

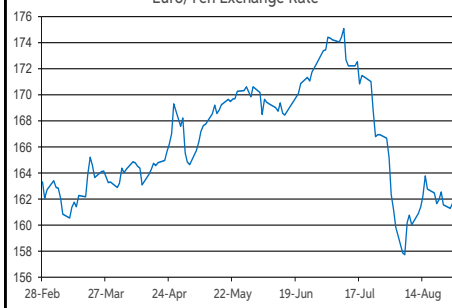
Dollar

USD/JPY	144.75
USD/CAD	1.348
USD/CHF	0.8473
USD/CNY	7.1221
USD/BRL	5.4968
USD/RUB	91.6
USD/INR	83.933
AUD/USD	0.6787
NZD/USD	0.6223

Dollar/Yen Exchange Rate

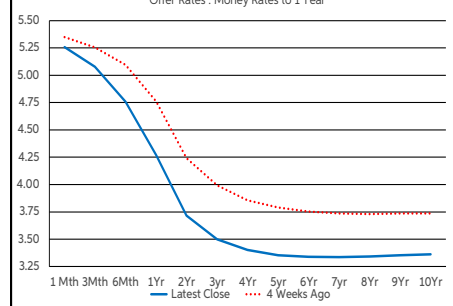


Euro/Yen Exchange Rate



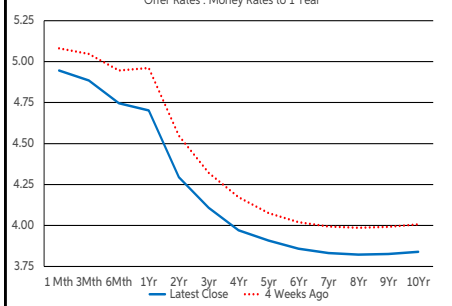
US Swap Curve

Offer Rates : Money Rates to 1 Year



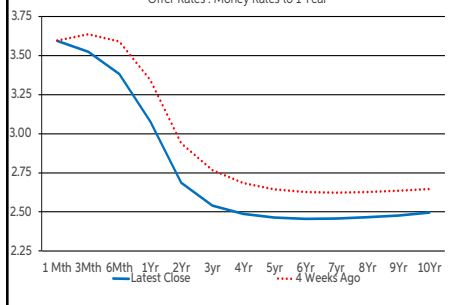
UK Swap Curve

Offer Rates : Money Rates to 1 Year

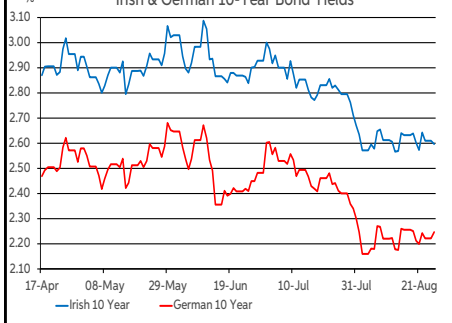


Eurozone Swap Curve

Offer Rates : Money Rates to 1 Year



Irish & German 10-Year Bond Yields



Debt Markets

	Close	Change bps		
		Day	4 Weeks	End 23
10 Year Yield %				
US	3.82	+1	-36	-4
Germany	2.25	+2	-11	+22
UK	3.91	-5	-14	+38
Ireland	2.66	+2	-14	+29
Belgium	2.83	+2	-12	+14
France	2.96	+3	-11	+40
Italy	3.60	+3	-11	-10
Spain	3.05	+3	-14	+6
Portugal	2.84	+4	-17	+5
Greece	3.28	-2	-11	+21
5 Year Swap %				
US	3.60	+0	-44	-19
Eurozone	2.46	+2	-17	+4
UK	3.91	-2	-16	+26
2 Year Swap %				
US	3.97	+3	-53	-37
Eurozone	2.69	+3	-24	-11
UK	4.29	-1	-25	+3
10 Year Government Bond Spreads to Benchmark bps				
Ireland	41	-0	-2	+7
Belgium	58	+0	-1	-8
France	71	+0	+0	+18
Italy	135	+0	-0	-32
Spain	80	+0	-3	-16
Portugal	59	+1	-6	-17
Greece	103	-4	+0	-1

Commodities

	Close	% Change		
		Day	4 Weeks	End 23
Brent Oil	81.43	+3.05	+2.07	+5.70
West Texas Oil	71.65	-0.17	-1.90	-1.27
Gold \$	2516.9	+0.19	+5.59	+22.03

This publication is for information purposes and is not an invitation to deal. The information is believed to be reliable but is not guaranteed. Any expressions of opinions are subject to change without notice. This publication is not to be reproduced in whole or in part without prior permission. In the Republic of Ireland it is distributed by Allied Irish Banks, p.l.c. In the UK it is distributed by Allied Irish Banks, p.l.c. and Allied Irish Bank (GB). In Northern Ireland it is distributed by Allied Irish Bank (NI). In the United States of America it is distributed by Allied Irish Banks, p.l.c. Allied Irish Banks, p.l.c. is regulated by the Central Bank of Ireland. Allied Irish Bank (GB) and AIB (NI) are trade marks used under licence by AIB Group (UK) p.l.c. (a wholly owned subsidiary of Allied Irish Banks, p.l.c.), incorporated in Northern Ireland. Registered Office 92 Ann Street, Belfast BT1 3HH. Registered Number NI018800. Authorised by the Prudential Regulation Authority and regulated by the Financial Conduct Authority and the Prudential Regulation Authority. In the United States of America, Allied Irish Banks, p.l.c., New York Branch, is a branch licensed by the New York State Department of Financial Services. Deposits and other investment products are not FDIC insured, they are not guaranteed by any bank and they may lose value. Please note that telephone calls may be recorded in line with market practice.