

## Uneventful trading conditions

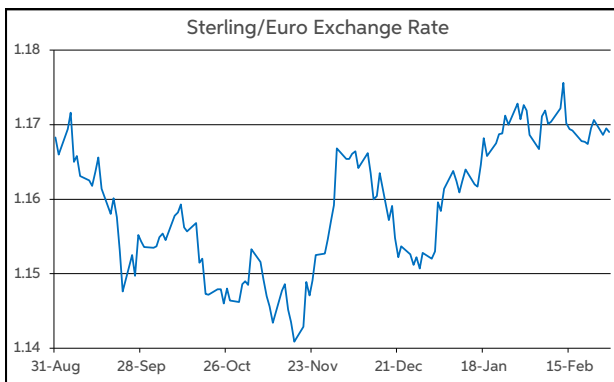
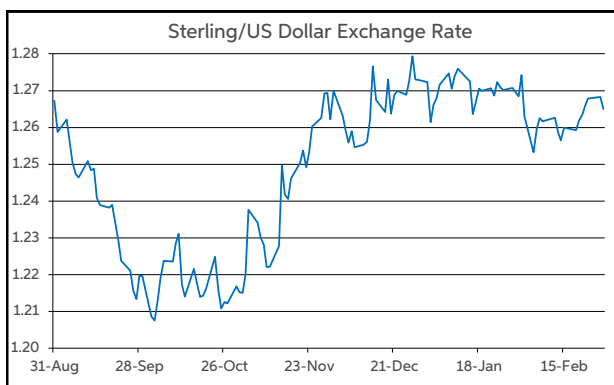
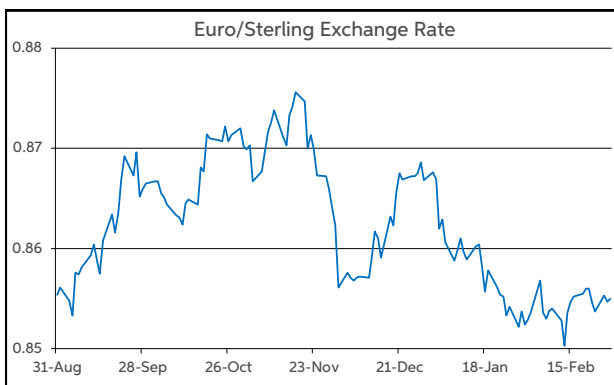
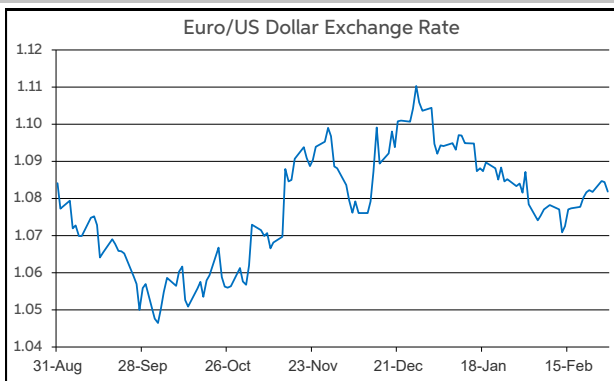
Trading conditions remained muted across financial markets yesterday. Investor sentiment retained a cautious tone. This was reflected in modest moves on the day on the main equity indices. At the closing bell on Wall Street last night, the S&P 500 was up by a marginal 0.2%. Meanwhile, on bond markets, sovereign 10-year yields were between 2-4bps higher.

Data-wise, yesterday's macro updates were generally disappointing. Eurozone money supply and loan growth figures for January were consistent with a challenging growth environment for the economy. In the US, the durable goods order report for January suggested a weak start to Q1 for business investment in the world's largest economy. Meanwhile, the Conference Board measure of US consumer confidence for February showed that sentiment fell back after three months of improvement.

Overall though, from a currency perspective, the macro newflows had no material impact. Instead, the action amongst the majors continued to be defined by tight ranges. Of the limited action to register over the past 24 hours, the dollar has regained some slight ground versus the euro and sterling. EUR/USD is trading at the lower end of the \$1.08-1.09 band. Meantime, GBP/USD has edged back to the midpoint of \$1.26-1.27. Elsewhere on the currency front, EUR/GBP has mostly operated within a very narrow 85.5-85.7p corridor.

Looking ahead to today's macro calendar, the main release of note from the Eurozone is the EC economic sentiment index for February. The UK diary remains sparse. Across the Atlantic, the second readings of Q4 GDP and core PCE inflation feature on the US schedule.

**John Fahey, Senior Economist, AIB**



Today's Opening FX Rates			
		% Change	
		Day *	End 2023
EUR/USD	1.082	-0.29	-1.96
EUR/GBP	0.8551	-0.06	-1.35
GBP/USD	1.265	-0.24	-0.62
GBP/EUR	1.1688	0.06	1.37
USD/JPY	150.71	0.13	6.84
EUR/JPY	163.08	-0.16	4.79

\* v Previous Day's European Open

See Next Page for More Rates

Opening Interest Rates						
Base Rate	Money Market		Swap Rates			
	1-Mth	3-Mth	1-Yr	2-Yr	5-Yr	
USD	5.38	5.44	5.60	5.35	4.86	4.34
EUR	4.50	3.84	3.95	3.71	3.27	2.85
GBP	5.25	5.18	5.19	5.02	4.84	4.35

All rates quoted are indicative market rates

See Next Page For More Rates & Charts

FX Spot	Karl Cooke Shane Gargan	FX Options	Mark Tuite	Reuters Phone	AIBG.I 00353-1-7724018	Morning Comment	John Fahey john.j.fahey@aib.ie
---------	----------------------------	------------	------------	------------------	---------------------------	-----------------	-----------------------------------

# Opening Levels

Wednesday 28 February 2024  
07:26 am



## Euro

EUR/GBP	0.8551
EUR/USD	1.082
EUR/JPY	163.08
EUR/SEK	11.1932
EUR/DKK	7.4536
EUR/NOK	11.4523
EUR/CHF	0.953
EUR/AUD	1.6622
EUR/HKD	8.4687
EUR/CAD	1.4665

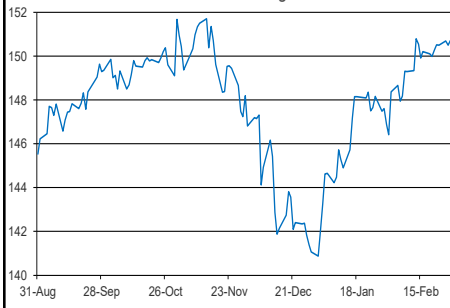
## Sterling

GBP/EUR	1.1688
GBP/USD	1.265
GBP/CAD	1.7145
GBP/NZD	2.0728
GBP/JPY	190.65
GBP/SEK	13.084
GBP/DKK	8.714
GBP/NOK	13.3895
GBP/CHF	1.1143
GBP/AUD	1.9434

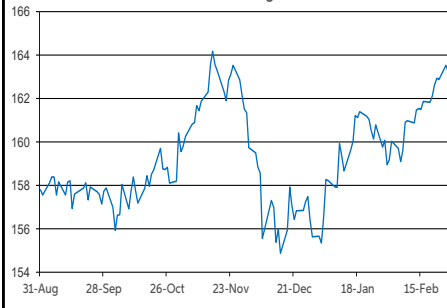
## Dollar

USD/JPY	150.71
USD/CAD	1.3552
USD/CHF	0.8807
USD/CNY	7.1992
USD/BRL	4.9335
USD/RUB	91.9875
USD/INR	82.905
AUD/USD	0.6508
NZD/USD	0.6101

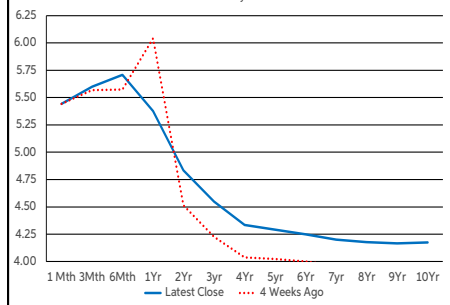
Dollar/Yen Exchange Rate



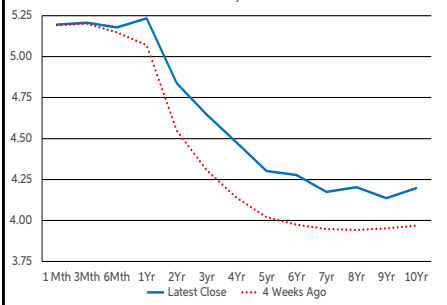
Euro/Yen Exchange Rate



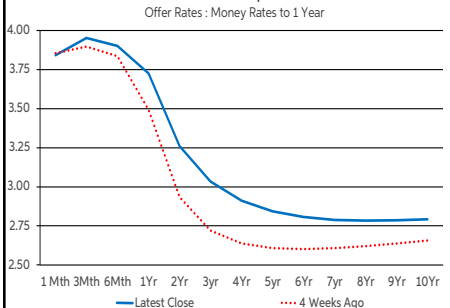
US Swap Curve  
Offer Rates : Money Rates to 1 Year



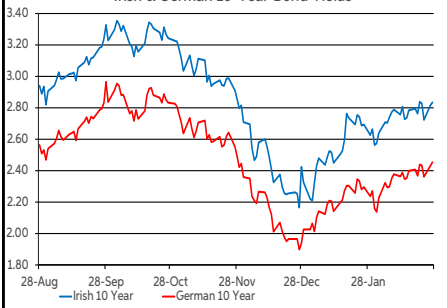
UK Swap Curve  
Offer Rates : Money Rates to 1 Year



Eurozone Swap Curve  
Offer Rates : Money Rates to 1 Year



Irish & German 10-Year Bond Yields



## Debt Markets

	Close	Change bps		
		Day	4 Weeks	End 23
10 Year Yield %				
US	4.30	+2	+27	+44
Germany	2.46	+2	+18	+43
UK	4.20	+4	+30	+66
Ireland	2.89	+4	+19	+51
Belgium	3.03	+3	+17	+35
France	2.94	+3	+18	+38
Italy	3.91	+1	+10	+21
Spain	3.36	+3	+18	+36
Portugal	3.10	+2	+13	+31
Greece	3.41	+4	+14	+34
5 Year Swap %				
US	4.29	+0	+31	+50
Eurozone	2.84	+1	+25	+42
UK	4.30	-2	+33	+65
2 Year Swap %				
US	4.83	+1	+36	+50
Eurozone	3.26	+1	+34	+47
UK	4.84	+3	+30	+57
10 Year Government Bond Spreads to Benchmark bps				
Ireland	44	+1	+1	+8
Belgium	58	+0	-1	-7
France	48	+1	-0	-5
Italy	145	-1	-8	-22
Spain	90	+0	-1	-6
Portugal	64	-0	-5	-12
Greece	96	+1	-4	-9

## Commodities

	Close	% Change		
		Day	4 Weeks	End 23
Brent Oil	83.65	+1.36	+0.94	+8.58
West Texas Oil	71.65	-0.17	-1.90	-1.27
Gold \$	2029.6	-0.05	-0.32	-1.60

This publication is for information purposes and is not an invitation to deal. The information is believed to be reliable but is not guaranteed. Any expressions of opinions are subject to change without notice. This publication is not to be reproduced in whole or in part without prior permission. In the Republic of Ireland it is distributed by Allied Irish Banks, p.l.c. In the UK it is distributed by Allied Irish Banks, p.l.c. and Allied Irish Bank (GB). In Northern Ireland it is distributed by Allied Irish Bank (NI). In the United States of America it is distributed by Allied Irish Banks, p.l.c. Allied Irish Banks, p.l.c. is regulated by the Central Bank of Ireland. Allied Irish Bank (GB) and AIB (NI) are trade marks used under licence by AIB Group (UK) p.l.c. (a wholly owned subsidiary of Allied Irish Banks, p.l.c.), incorporated in Northern Ireland. Registered Office 92 Ann Street, Belfast BT1 3HH. Registered Number NI018800. Authorised by the Prudential Regulation Authority and regulated by the Financial Conduct Authority and the Prudential Regulation Authority. In the United States of America, Allied Irish Banks, p.l.c., New York Branch, is a branch licensed by the New York State Department of Financial Services. Deposits and other investment products are not FDIC insured, they are not guaranteed by any bank and they may lose value. Please note that telephone calls may be recorded in line with market practice.