

Softer dollar to start the week

The positive tone to risk appetite from last week carried over into the beginning of this week. Investor sentiment received an added fillip from reports that US President Trump would not introduce new trade tariffs on day one in office. Against this backdrop, the Euro Stoxx 50 gained 0.3% yesterday. US markets were closed for Martin Luther King Day celebrations.

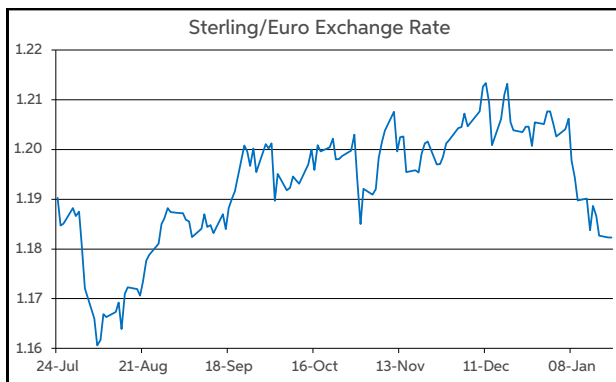
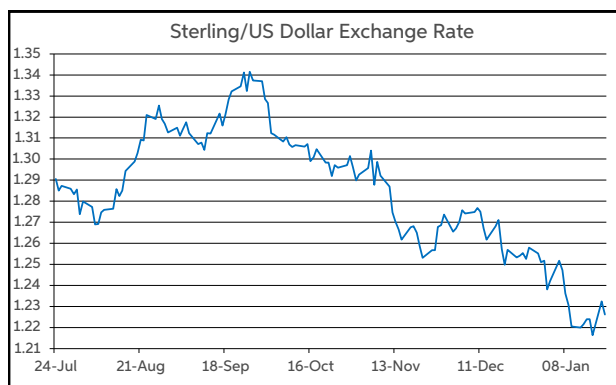
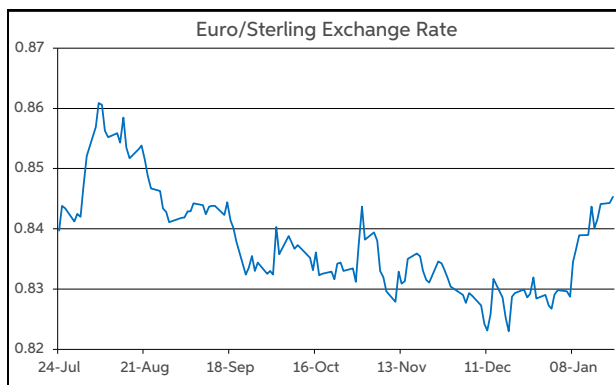
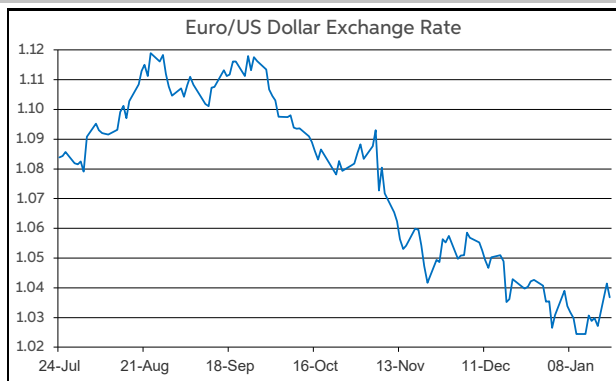
Currency-wise, the dollar came under some downward pressure following the aforementioned reports that no new US trade tariffs would be announced. This saw EUR/USD rise to a high of \$1.043, while GBP/USD climbed to a peak of \$1.2326. However, the dollar recouped some of its losses before the close yesterday. Overnight, the dollar maintained support, as President Trump threatened to introduce tariffs against Canada, Mexico, the EU and China.

As trading gets underway this morning, EUR/USD is changing hands in the top half of the \$1.03-1.04p range. Meantime, GBP/USD is operating in the upper region of the \$1.22-1.23 corridor. At the same time, EUR/GBP is at the midpoint of the 84-85p band. Elsewhere, USD/JPY is below the ¥156 threshold.

Already this morning, the latest batch of UK labour market data have been released. The unemployment rate rose to 4.4% in November as expected, while average earnings growth accelerated to +5.6% y/y, in-line with the consensus. The data have not impacted sterling in early trading.

Later today, the main highlight of a relatively sparse macro calendar will be the German ZEW economic sentiment indicator for January. At the same time, investors will keep a close eye on developments in Washington.

Daniel Noonan, Economist, AIB



Today's Opening FX Rates			
		% Change	
		Day *	End 2024
EUR/USD	1.0368	0.64	0.14
EUR/GBP	0.8453	0.21	2.18
GBP/USD	1.2261	0.43	-2.00
GBP/EUR	1.1824	-0.21	-2.13
USD/JPY	155.46	-0.38	-1.09
EUR/JPY	161.18	0.25	-0.96

* v Previous Day's European Open

See Next Page for More Rates

Opening Interest Rates						
Base Rate	Money Market			Swap Rates		
	1-Mth	3-Mth		1-Yr	2-Yr	5-Yr
USD	4.38	4.30	4.28	4.18	4.38	4.35
EUR	3.15	2.80	2.70	2.44	2.33	2.38
GBP	4.75	4.59	4.51	4.33	4.46	4.34

All rates quoted are indicative market rates

See Next Page For More Rates & Charts

FX Spot	Karl Cooke Shane Gargan	FX Options	Mark Tuite	Reuters Phone	AIBG.I 00353-1-7724018	Morning Comment	John Fahey john.j.fahey@aib.ie
---------	----------------------------	------------	------------	------------------	---------------------------	-----------------	-----------------------------------

Opening Levels

Tuesday 21 January 2025
06:50 am



Euro

EUR/GBP	0.8453
EUR/USD	1.0368
EUR/JPY	161.18
EUR/SEK	11.4802
EUR/DKK	7.4613
EUR/NOK	11.7836
EUR/CHF	0.9418
EUR/AUD	1.6637
EUR/HKD	8.0692
EUR/CAD	1.4973

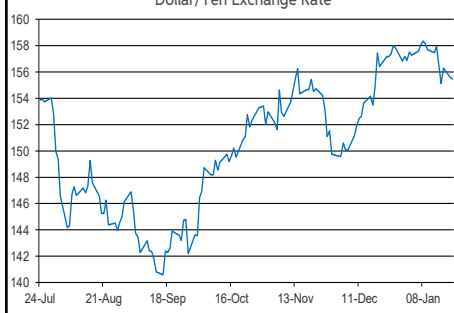
Sterling

GBP/EUR	1.1824
GBP/USD	1.2261
GBP/CAD	1.7701
GBP/NZD	2.1743
GBP/JPY	190.61
GBP/SEK	13.574
GBP/DKK	8.824
GBP/NOK	13.936
GBP/CHF	1.114
GBP/AUD	1.9668

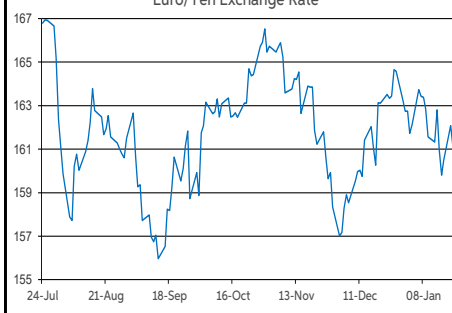
Dollar

USD/JPY	155.46
USD/CAD	1.444
USD/CHF	0.9084
USD/CNY	7.2765
USD/BRL	6.0315
USD/RUB	101.6
USD/INR	86.5225
AUD/USD	0.623
NZD/USD	0.5635

Dollar/Yen Exchange Rate

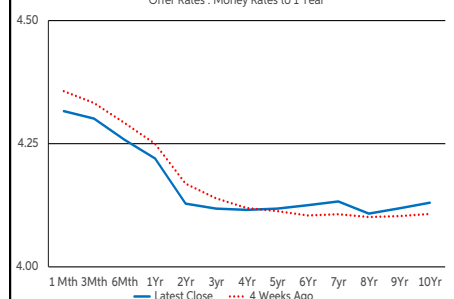


Euro/Yen Exchange Rate



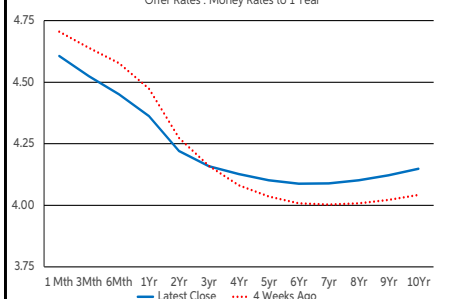
US Swap Curve

Offer Rates : Money Rates to 1 Year



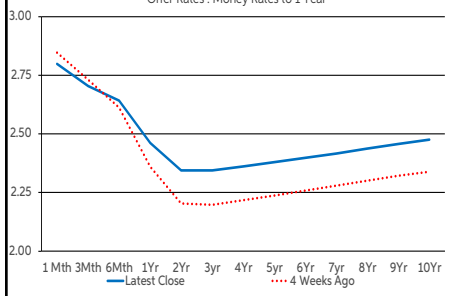
UK Swap Curve

Offer Rates : Money Rates to 1 Year

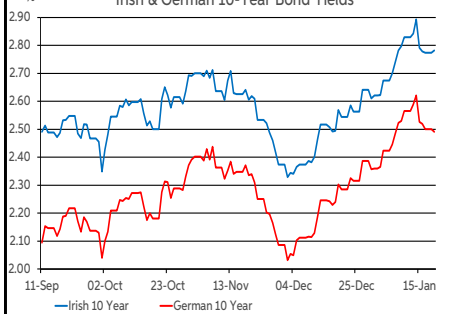


Eurozone Swap Curve

Offer Rates : Money Rates to 1 Year



Irish & German 10-Year Bond Yields



Debt Markets

	Close	Change bps		
		Day	4 Weeks	End 24
10 Year Yield %				
US	4.61	+0	+1	+3
Germany	2.49	-1	+16	+13
UK	4.66	-0	+12	+9
Ireland	2.80	+1	+19	+15
Belgium	3.08	-0	+14	+10
France	3.29	-1	+15	+10
Italy	3.62	-3	+11	+9
Spain	3.16	-2	+13	+9
Portugal	2.95	-2	+12	+9
Greece	3.31	-0	+11	+6

5 Year Swap %				
US	4.39	+1	+3	+10
Eurozone	2.38	+0	+15	+14
UK	4.34	+1	+7	+5

2 Year Swap %				
US	4.40	+1	-1	+6
Eurozone	2.34	-0	+15	+15
UK	4.46	+1	-3	-3

10 Year Government Bond Spreads to Benchmark bps				
Ireland	31	+2	+3	+2
Belgium	59	+1	-2	-3
France	80	-0	-1	-3
Italy	112	-2	-5	-3
Spain	66	-0	-4	-4
Portugal	45	-0	-4	-3
Greece	81	+1	-6	-7

Commodities

	% Change			
	Close	Day	4 Weeks	End 24
Brent Oil	80.15	-0.79	+10.35	+7.38
West Texas Oil	71.65	-0.17	-1.90	-1.27
Gold \$	2708.1	+0.24	+3.64	+3.21

This publication is for information purposes and is not an invitation to deal. The information is believed to be reliable but is not guaranteed. Any expressions of opinions are subject to change without notice. This publication is not to be reproduced in whole or in part without prior permission. In the Republic of Ireland it is distributed by Allied Irish Banks, p.l.c. In the UK it is distributed by Allied Irish Banks, p.l.c. and Allied Irish Bank (GB). In Northern Ireland it is distributed by Allied Irish Bank (NI). In the United States of America it is distributed by Allied Irish Banks, p.l.c. Allied Irish Banks, p.l.c. is regulated by the Central Bank of Ireland. Allied Irish Bank (GB) and AIB (NI) are trade marks used under licence by AIB Group (UK) p.l.c. (a wholly owned subsidiary of Allied Irish Banks, p.l.c.), incorporated in Northern Ireland. Registered Office 92 Ann Street, Belfast BT1 3HH. Registered Number NI018800. Authorised by the Prudential Regulation Authority and regulated by the Financial Conduct Authority and the Prudential Regulation Authority. In the United States of America, Allied Irish Banks, p.l.c., New York Branch, is a branch licensed by the New York State Department of Financial Services. Deposits and other investment products are not FDIC insured, they are not guaranteed by any bank and they may lose value. Please note that telephone calls may be recorded in line with market practice.