

## Uneventful start to the week on markets

The week on financial markets got off to a generally uneventful start yesterday. Risk appetite was subdued throughout the European session. This was against the backdrop of a quiet data schedule, concerns over an escalation of geo-political tensions in the Middle East, and with key central bank events looming on the macro horizon later this week.

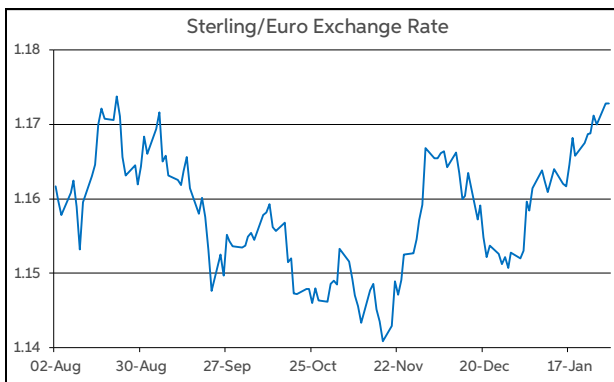
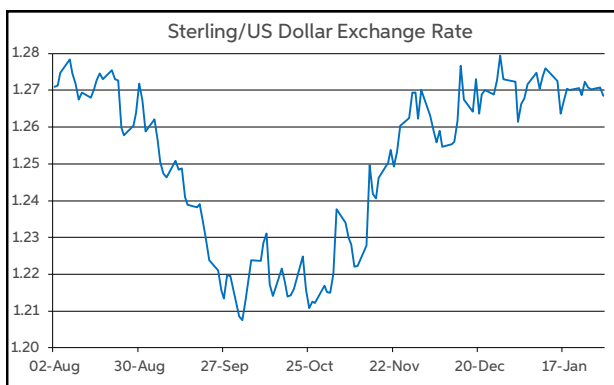
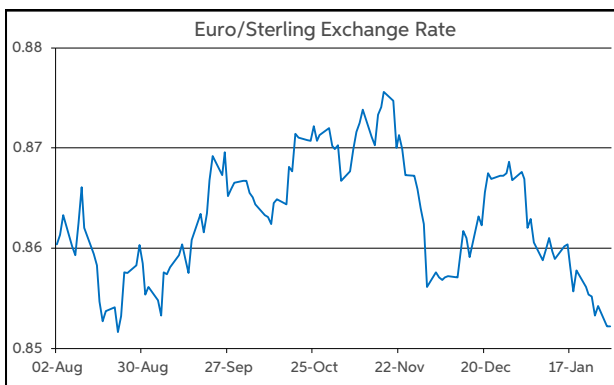
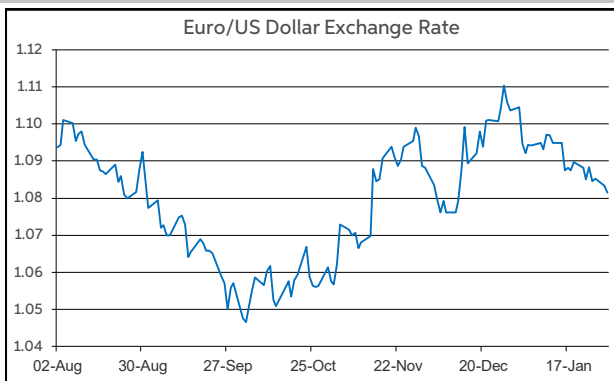
This was reflected in most of the main European equity indices being in sideways mode for much of yesterday. The Euro Stoxx 50 was flat on the day. Meanwhile, on Wall Street, there was some firming in investor sentiment as the US trading session progressed. The S&P 500 was up 0.8% at the closing bell last night.

On bond markets, yields were lower across the main sovereign benchmarks. The 10-year German bund yield edged down to nearer 2.2%. Meantime, the 10-year US Treasury yield was trading in and around to the 4.1% mark.

Currency-wise, the action amongst the majors was confined to tight ranges. The euro retained its softer footing from last week, on the back of some dovish ECB speakers. This was evident in EUR/USD moving down closer to the \$1.08 threshold. At the same time, EUR/GBP edged lower within the bottom half of 85-86p. Meanwhile, GBP/USD was unable to hold onto the \$1.27 level.

Looking ahead to today's macro calendar, there is a busier diary of data. We get a batch of preliminary Q4 GDP estimates, with the Italian, German and Eurozone aggregate due this morning. There is also a timelier update on the Eurozone economy, with the EC sentiment indices for January due. In the US, Jolts job openings (Dec) and consumer confidence (Jan) are the main data highlights.

**John Fahey, Senior Economist, AIB**



Today's Opening FX Rates			
		% Change	
		Day *	End 2023
EUR/USD	1.0816	-0.20	-1.99
EUR/GBP	0.8522	-0.14	-1.68
GBP/USD	1.2688	-0.09	-0.32
GBP/EUR	1.1729	0.14	1.71
USD/JPY	147.29	-0.50	4.42
EUR/JPY	159.34	-0.69	2.38

\* v Previous Day's European Open

See Next Page for More Rates

Opening Interest Rates						
	Base Rate	Money Market		Swap Rates		
		1-Mth	3-Mth	1-Yr	2-Yr	5-Yr
USD	5.38	5.45	5.57	5.03	4.45	4.00
EUR	4.50	3.87	3.89	3.43	2.89	2.56
GBP	5.25	5.18	5.19	4.82	4.49	3.99

All rates quoted are indicative market rates

See Next Page For More Rates & Charts

FX Spot	Karl Cooke Shane Gargan	FX Options	Mark Tuite	Reuters Phone	AIBG.I 00353-1-7724018	Morning Comment	John Fahey john.j.fahey@aib.ie
---------	----------------------------	------------	------------	------------------	---------------------------	-----------------	-----------------------------------

# Opening Levels

Tuesday 30 January 2024  
07:20 am



## Euro

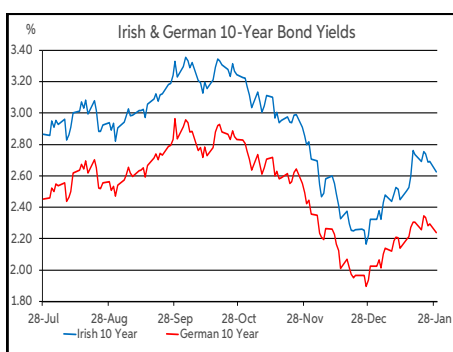
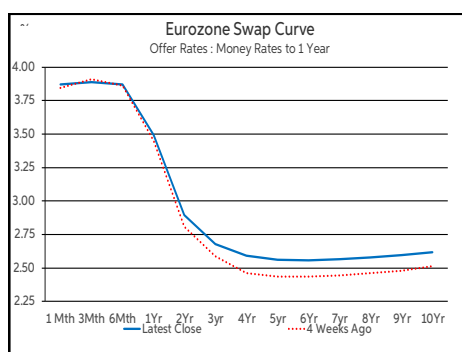
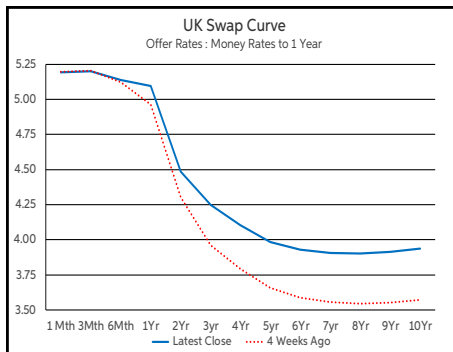
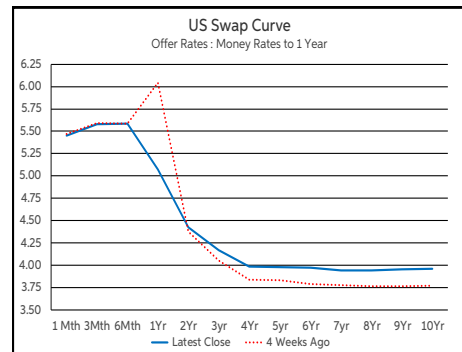
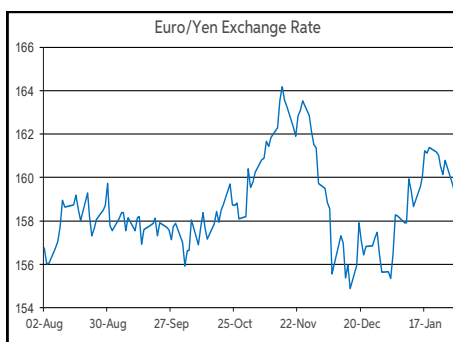
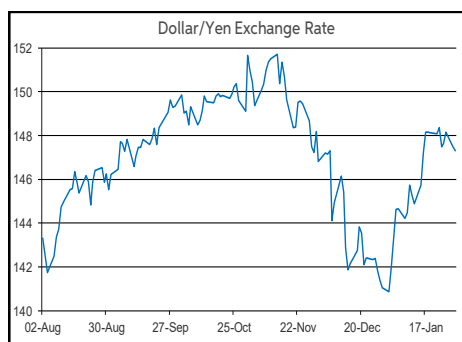
EUR/GBP	0.8522
EUR/USD	1.0816
EUR/JPY	159.34
EUR/SEK	11.2888
EUR/DKK	7.4534
EUR/NOK	11.2671
EUR/CHF	0.9321
EUR/AUD	1.6352
EUR/HKD	8.4525
EUR/CAD	1.4505

## Sterling

GBP/EUR	1.1729
GBP/USD	1.2688
GBP/CAD	1.7014
GBP/NZD	2.0657
GBP/JPY	186.88
GBP/SEK	13.2409
GBP/DKK	8.742
GBP/NOK	13.2296
GBP/CHF	1.0934
GBP/AUD	1.9187

## Dollar

USD/JPY	147.29
USD/CAD	1.3407
USD/CHF	0.8617
USD/CNY	7.1782
USD/BRL	4.9518
USD/RUB	89.165
USD/INR	83.12
AUD/USD	0.6611
NZD/USD	0.614



## Debt Markets

	Close	Change bps		
		Day	4 Weeks	End 23
<b>10 Year Yield %</b>				
US	4.08	-6	+21	+21
Germany	2.24	-6	+21	+21
UK	3.88	-9	+34	+34
<b>5 Year Swap %</b>				
US	3.98	-5	+19	+19
Eurozone	2.56	-6	+13	+13
UK	3.98	-8	+33	+33
<b>2 Year Swap %</b>				
US	4.43	-3	+9	+9
Eurozone	2.90	-6	+9	+10
UK	4.49	-6	+23	+22
<b>10 Year Government Bond Spreads to Benchmark bps</b>				
Ireland	42	-1	+7	+7
Belgium	58	-1	-7	-7
France	48	-1	-5	-5
Italy	150	-3	-17	-17
Spain	89	-1	-7	-7
Portugal	70	-2	-6	-6
Greece	100	-5	-5	-5

## Commodities

	Close	% Change		
		Day	4 Weeks	End 23
Brent Oil	82.4	-1.38	+6.96	+6.96
West Texas Oil	71.65	-0.17	-1.90	-1.27
Gold \$	2031.7	+0.66	-1.50	-1.50

This publication is for information purposes and is not an invitation to deal. The information is believed to be reliable but is not guaranteed. Any expressions of opinions are subject to change without notice. This publication is not to be reproduced in whole or in part without prior permission. In the Republic of Ireland it is distributed by Allied Irish Banks, p.l.c. In the UK it is distributed by Allied Irish Banks, p.l.c. and Allied Irish Bank (GB). In Northern Ireland it is distributed by Allied Irish Bank (NI). In the United States of America it is distributed by Allied Irish Banks, p.l.c. Allied Irish Banks, p.l.c. is regulated by the Central Bank of Ireland. Allied Irish Bank (GB) and AIB (NI) are trade marks used under licence by AIB Group (UK) p.l.c. (a wholly owned subsidiary of Allied Irish Banks, p.l.c.), incorporated in Northern Ireland. Registered Office 92 Ann Street, Belfast BT1 3HH. Registered Number NI018800. Authorised by the Prudential Regulation Authority and regulated by the Financial Conduct Authority and the Prudential Regulation Authority. In the United States of America, Allied Irish Banks, p.l.c., New York Branch, is a branch licensed by the New York State Department of Financial Services. Deposits and other investment products are not FDIC insured, they are not guaranteed by any bank and they may lose value. Please note that telephone calls may be recorded in line with market practice.