

Eurozone inflation in focus today

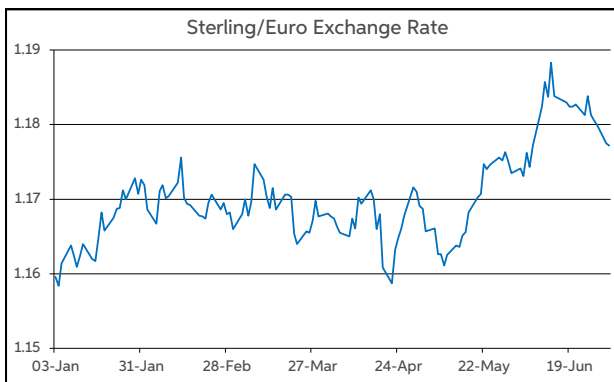
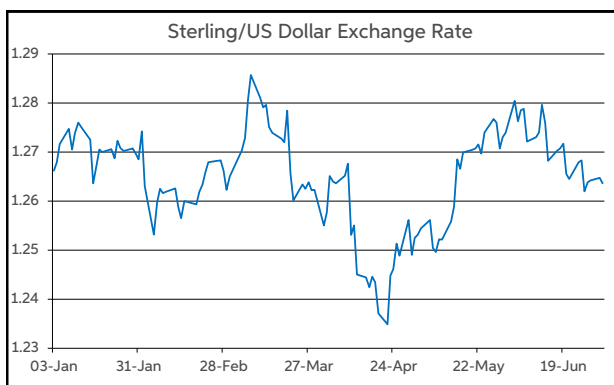
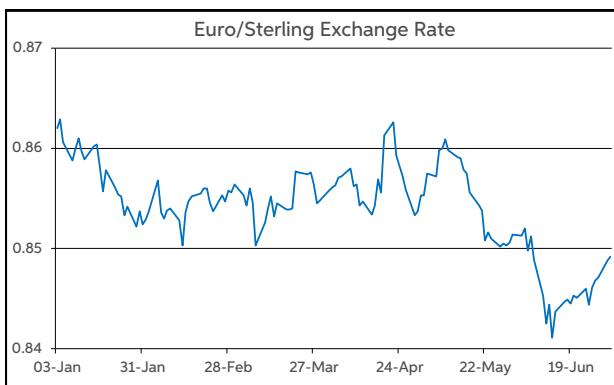
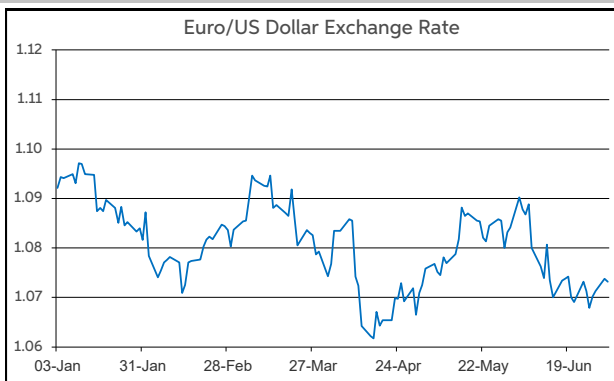
There was a positive tone to European investor sentiment yesterday. Market participants appeared to take comfort from the assessment that the result of the first round of the French elections meant it was unlikely that the Far Right or Far Left would win an absolute majority in round two this Sunday. Therefore, the risk of an overly aggressive programme of fiscal spending has lessened.

Amid the easing of concerns over the sovereign's fiscal outlook, the spread between the 10-year French yield and its German equivalent narrowed. It moved in from its 12-year high on Friday above 80bps to 74bps yesterday. The main European equity indices also experienced somewhat of a 'relief' rally. The Euro Stoxx 50 gained 0.7% on the day. Lower than expected German inflation data for June was also supportive of risk appetite yesterday.

Currency-wise, the euro started yesterday's European session with some upward momentum as the market reacted positively to the election results. EUR/USD, which had ended last week above \$1.07 due to a softer dollar tone, traded initially higher yesterday to a peak at \$1.077. However, this move was not sustained. The dollar gained the upper hand amid higher US yields relative to elsewhere. EUR/USD moved back below the midpoint of \$1.07-1.08, while GBP/USD traded under the halfway mark of \$1.26-1.27. The EUR/GBP pair operated in a tight range just below 85p. Meanwhile, USD/JPY continued its upward trend, reaching a 37-year high of ¥161.7 yesterday.

Today, we get the key Eurozone macro release of the week, with the flash June reading of HICP inflation for the currency bloc. Meanwhile, both ECB President Lagarde and Fed Chair Powell are scheduled to speak at the ECB Forum on Central Banking today.

John Fahey, Senior Economist, AIB



Today's Opening FX Rates			
		% Change	
		Day *	End 2023
EUR/USD	1.0732	-0.20	-2.75
EUR/GBP	0.8492	-0.04	-2.03
GBP/USD	1.2636	-0.15	-0.73
GBP/EUR	1.1771	0.04	2.07
USD/JPY	161.67	0.38	14.61
EUR/JPY	173.52	0.18	11.50

* v Previous Day's European Open

See Next Page for More Rates

Opening Interest Rates						
Base Rate	Money Market			Swap Rates		
	1-Mth	3-Mth	1-Yr	2-Yr	5-Yr	
USD	5.38	5.45	5.58	5.29	4.89	4.43
EUR	4.25	3.63	3.71	3.54	3.25	2.94
GBP	5.25	5.19	5.11	4.90	4.78	4.30

All rates quoted are indicative market rates

See Next Page For More Rates & Charts

FX Spot	Karl Cooke Shane Gargan	FX Options	Mark Tuite	Reuters Phone	AIBG.I 00353-1-7724018	Morning Comment	John Fahey john.j.fahey@aib.ie
---------	----------------------------	------------	------------	------------------	---------------------------	-----------------	-----------------------------------

Opening Levels

Tuesday 02 July 2024
07:21 am



Euro

EUR/GBP	0.8492
EUR/USD	1.0732
EUR/JPY	173.52
EUR/SEK	11.4066
EUR/DKK	7.4581
EUR/NOK	11.4513
EUR/CHF	0.9701
EUR/AUD	1.6156
EUR/HKD	8.3852
EUR/CAD	1.4751

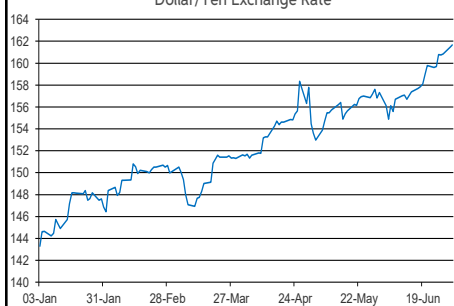
Sterling

GBP/EUR	1.1771
GBP/USD	1.2636
GBP/CAD	1.7368
GBP/NZD	2.0872
GBP/JPY	204.29
GBP/SEK	13.4281
GBP/DKK	8.78
GBP/NOK	13.484
GBP/CHF	1.1423
GBP/AUD	1.9022

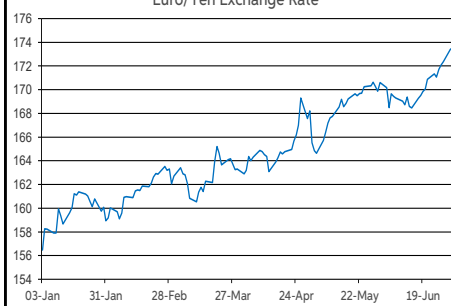
Dollar

USD/JPY	161.67
USD/CAD	1.3742
USD/CHF	0.9039
USD/CNY	7.2712
USD/BRL	5.6563
USD/RUB	87
USD/INR	83.514
AUD/USD	0.6642
NZD/USD	0.6052

Dollar/Yen Exchange Rate

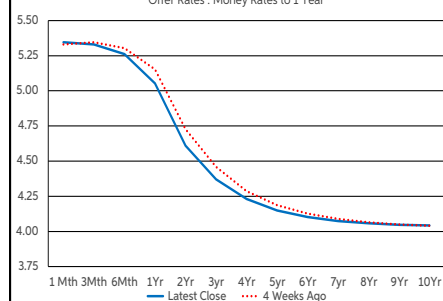


Euro/Yen Exchange Rate



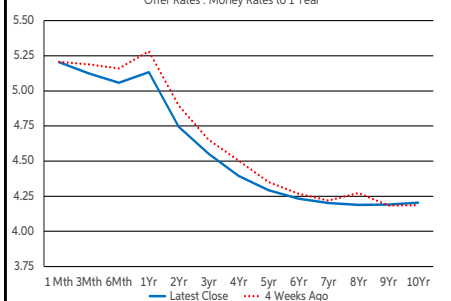
US Swap Curve

Offer Rates : Money Rates to 1 Year



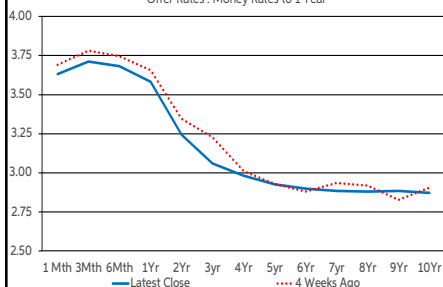
UK Swap Curve

Offer Rates : Money Rates to 1 Year

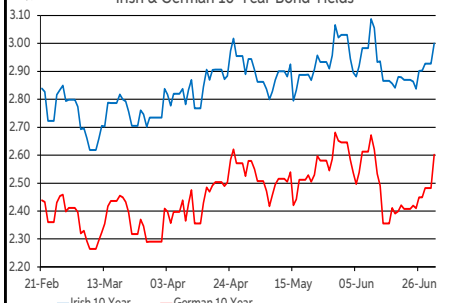


Eurozone Swap Curve

Offer Rates : Money Rates to 1 Year



Irish & German 10-Year Bond Yields



Debt Markets

	Close	Change bps		
		Day	4 Weeks	End 23
10 Year Yield %				
US	4.48	+14	+8	+62
Germany	2.61	+12	+2	+58
UK	4.28	+11	+6	+75
Ireland	3.04	+8	+8	+67
Belgium	3.22	+9	+9	+53
France	3.35	+6	+29	+79
Italy	4.11	+4	+23	+41
Spain	3.48	+7	+18	+49
Portugal	3.29	+5	+12	+51
Greece	3.76	+2	+12	+68
5 Year Swap %				
US	4.40	+4	-3	+60
Eurozone	2.93	+5	+1	+50
UK	4.29	+7	-5	+64
2 Year Swap %				
US	4.88	+1	-9	+54
Eurozone	3.24	+4	-9	+45
UK	4.78	+3	-12	+51
10 Year Government Bond Spreads to Benchmark bps				
Ireland	43	-4	+6	+9
Belgium	62	-3	+7	-5
France	74	-6	+27	+21
Italy	151	-8	+21	-16
Spain	88	-5	+16	-8
Portugal	69	-7	+10	-7
Greece	115	-10	+10	+10

Commodities

	Close	% Change		
		Day	4 Weeks	End 23
Brent Oil	86.6	+0.22	+10.52	+12.41
West Texas Oil	71.65	-0.17	-1.90	-1.27
Gold \$	2331.7	+0.26	-0.79	+13.05

This publication is for information purposes and is not an invitation to deal. The information is believed to be reliable but is not guaranteed. Any expressions of opinions are subject to change without notice. This publication is not to be reproduced in whole or in part without prior permission. In the Republic of Ireland it is distributed by Allied Irish Banks, p.l.c. In the UK it is distributed by Allied Irish Banks, p.l.c. and Allied Irish Bank (GB). In Northern Ireland it is distributed by Allied Irish Bank (NI). In the United States of America it is distributed by Allied Irish Banks, p.l.c. Allied Irish Banks, p.l.c. is regulated by the Central Bank of Ireland. Allied Irish Bank (GB) and AIB (NI) are trade marks used under licence by AIB Group (UK) p.l.c. (a wholly owned subsidiary of Allied Irish Banks, p.l.c.), incorporated in Northern Ireland. Registered Office 92 Ann Street, Belfast BT1 3HH. Registered Number NI018800. Authorised by the Prudential Regulation Authority and regulated by the Financial Conduct Authority and the Prudential Regulation Authority. In the United States of America, Allied Irish Banks, p.l.c., New York Branch, is a branch licensed by the New York State Department of Financial Services. Deposits and other investment products are not FDIC insured, they are not guaranteed by any bank and they may lose value. Please note that telephone calls may be recorded in line with market practice.