

Flash PMIs due today

As expected, the BoE left policy on hold yesterday. The voting breakdown remained split 7:2 also, with the dissenters in favour of a 25bps rate cut. However, for a number of those who voted for no change, it was a “finely balanced” decision, indicating that they may be leaning towards cutting rates soon. In the aftermath, UK futures contracts softened. Market pricing suggests there is a 40% chance of a rate cut in August, with 45bps of easing by year end.

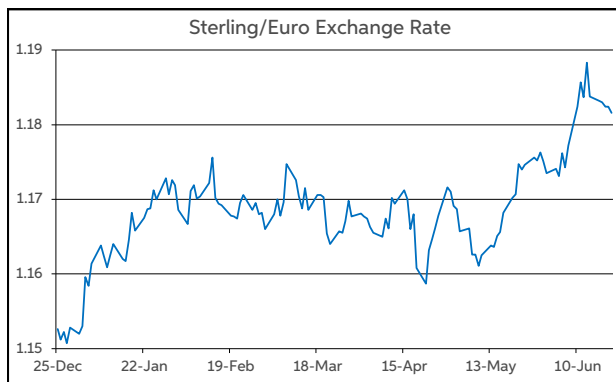
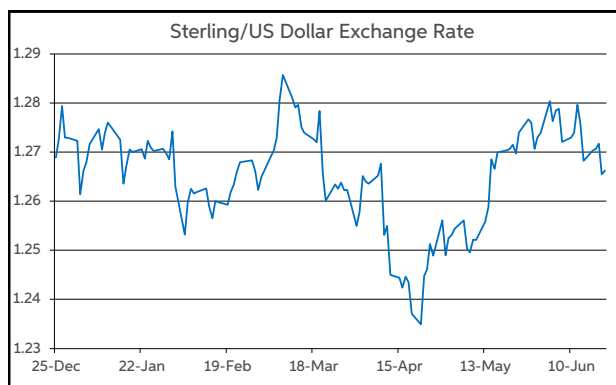
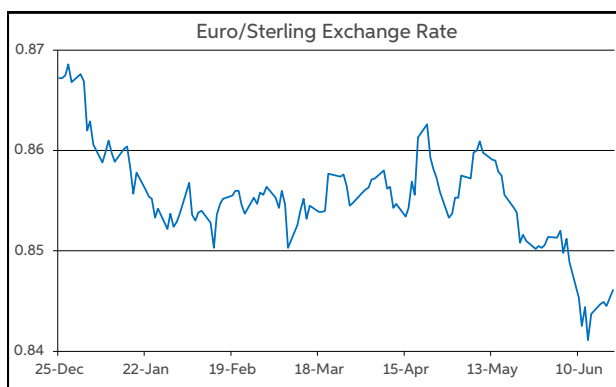
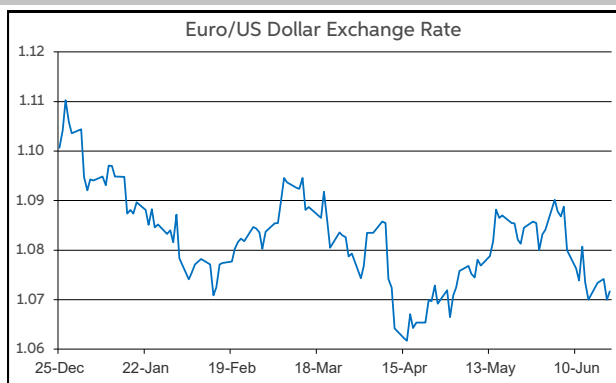
Amid the softening in UK rate expectations, the 2-year Gilt yield fell by circa 6bps. Elsewhere on bond markets, German Bunds yields were little changed, although spreads to other Eurozone yields narrowed. The 10-year French German yield spread declined to 73bps. Against this backdrop, the Euro Stoxx 50 continued to recoup some of its recent losses, rising by 1.3% yesterday.

Currency-wise, the main FX pairs remained within relatively tight ranges yesterday. Of the limited price action to note, the dollar was holding a slightly firmer tone. Elsewhere, sterling was under some marginal downward pressure post the BoE meeting.

In level terms, the firmer dollar tone is evidenced by EUR/USD opening this morning back down near the \$1.07 handle. Meantime, GBP/USD is changing hands back below the \$1.27 mark. EUR/GBP is operating in the top half of the 84-85p range.

Already this morning, UK retail sales have printed above the consensus, rising by 2.9% in May (vs. +1.5% f'cast). However, the data have not impacted sterling in early trading. Later today, the flash PMIs for June in the US, Eurozone and UK will be the highlight. A modest rise is expected in the Eurozone and UK, while the US readings are forecast to edge down but stay above 50.

Daniel Noonan, Economist, AIB



Today's Opening FX Rates			
		% Change	
		Day *	End 2023
EUR/USD	1.0716	-0.23	-2.90
EUR/GBP	0.8461	0.14	-2.39
GBP/USD	1.2662	-0.39	-0.53
GBP/EUR	1.1812	-0.14	2.45
USD/JPY	158.92	0.50	12.66
EUR/JPY	170.34	0.27	9.45

* v Previous Day's European Open

See Next Page for More Rates

Opening Interest Rates						
	Base Rate	Money Market		Swap Rates		
		1-Mth	3-Mth	1-Yr	2-Yr	5-Yr
USD	5.38	5.46	5.61	5.32	4.85	4.30
EUR	4.25	3.61	3.71	3.53	3.21	2.84
GBP	5.25	5.19	5.14	4.86	4.68	4.11

All rates quoted are indicative market rates

See Next Page For More Rates & Charts

FX Spot	Karl Cooke Shane Gargan	FX Options	Mark Tuite	Reuters Phone	AIBG.I 00353-1-7724018	Morning Comment	John Fahey john.j.fahey@aib.ie
---------	----------------------------	------------	------------	------------------	---------------------------	-----------------	-----------------------------------

Opening Levels

Friday 21 June 2024
07:17 am



Euro

EUR/GBP	0.8461
EUR/USD	1.0716
EUR/JPY	170.34
EUR/SEK	11.2357
EUR/DKK	7.4575
EUR/NOK	11.2906
EUR/CHF	0.9551
EUR/AUD	1.6081
EUR/HKD	8.3622
EUR/CAD	1.4659

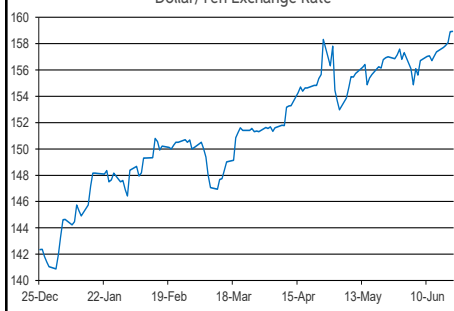
Sterling

GBP/EUR	1.1812
GBP/USD	1.2662
GBP/CAD	1.732
GBP/NZD	2.0674
GBP/JPY	201.22
GBP/SEK	13.276
GBP/DKK	8.8101
GBP/NOK	13.339
GBP/CHF	1.1286
GBP/AUD	1.9005

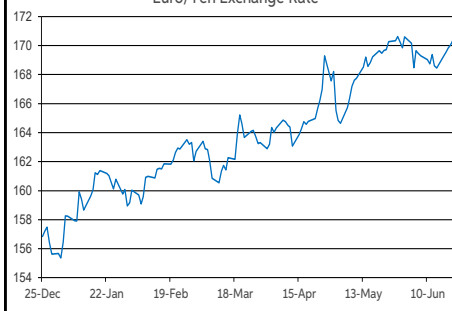
Dollar

USD/JPY	158.92
USD/CAD	1.3677
USD/CHF	0.8913
USD/CNY	7.2609
USD/BRL	5.4537
USD/RUB	87.5
USD/INR	83.6075
AUD/USD	0.6662
NZD/USD	0.6123

Dollar/Yen Exchange Rate

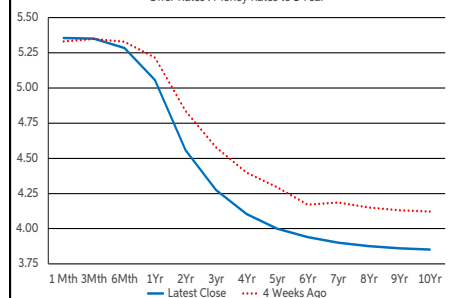


Euro/Yen Exchange Rate



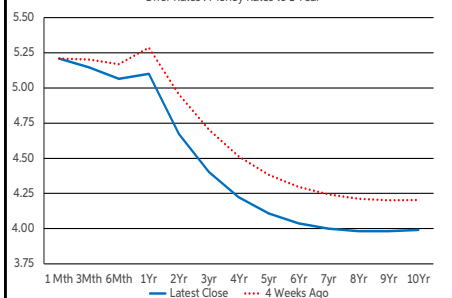
US Swap Curve

Offer Rates : Money Rates to 1 Year



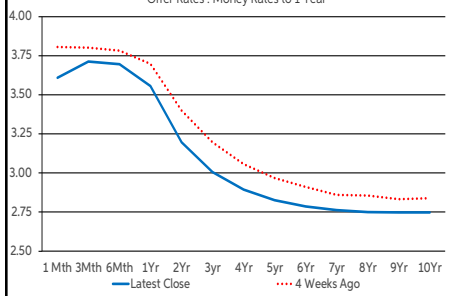
UK Swap Curve

Offer Rates : Money Rates to 1 Year

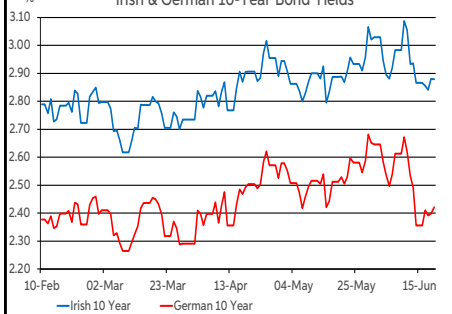


Eurozone Swap Curve

Offer Rates : Money Rates to 1 Year



Irish & German 10-Year Bond Yields



Debt Markets

	Close	Change bps		
		Day	4 Weeks	End 23
10 Year Yield %				
US	4.25	+4	-22	+39
Germany	2.42	+2	-18	+40
UK	4.06	-1	-21	+52
Ireland	2.91	+1	-7	+54
Belgium	3.09	-0	-3	+40
France	3.16	+0	+8	+60
Italy	3.94	+0	+5	+25
Spain	3.34	-1	-1	+35
Portugal	3.15	-0	-7	+37
Greece	3.67	+4	+10	+59
5 Year Swap %				
US	4.26	+3	-28	+47
Eurozone	2.83	+1	-13	+40
UK	4.11	-4	-27	+46
2 Year Swap %				
US	4.81	+0	-27	+48
Eurozone	3.20	+0	-19	+40
UK	4.67	-5	-28	+41
10 Year Government Bond Spreads to Benchmark bps				
Ireland	48	-1	+10	+15
Belgium	67	-2	+14	+0
France	73	-2	+25	+20
Italy	152	-2	+23	-15
Spain	92	-3	+16	-5
Portugal	73	-2	+10	-3
Greece	125	+2	+27	+20

Commodities

	% Change			
	Close	Day	4 Weeks	End 23
Brent Oil	85.71	+0.75	+5.35	+11.25
West Texas Oil	71.65	-0.17	-1.90	-1.27
Gold \$	2359.6	+1.38	+1.34	+14.40

This publication is for information purposes and is not an invitation to deal. The information is believed to be reliable but is not guaranteed. Any expressions of opinions are subject to change without notice. This publication is not to be reproduced in whole or in part without prior permission. In the Republic of Ireland it is distributed by Allied Irish Banks, p.l.c. In the UK it is distributed by Allied Irish Banks, p.l.c. and Allied Irish Bank (GB). In Northern Ireland it is distributed by Allied Irish Bank (NI). In the United States of America it is distributed by Allied Irish Banks, p.l.c. Allied Irish Banks, p.l.c. is regulated by the Central Bank of Ireland. Allied Irish Bank (GB) and AIB (NI) are trade marks used under licence by AIB Group (UK) p.l.c. (a wholly owned subsidiary of Allied Irish Banks, p.l.c.), incorporated in Northern Ireland. Registered Office 92 Ann Street, Belfast BT1 3HH. Registered Number NI018800. Authorised by the Prudential Regulation Authority and regulated by the Financial Conduct Authority and the Prudential Regulation Authority. In the United States of America, Allied Irish Banks, p.l.c., New York Branch, is a branch licensed by the New York State Department of Financial Services. Deposits and other investment products are not FDIC insured, they are not guaranteed by any bank and they may lose value. Please note that telephone calls may be recorded in line with market practice.