

## EUR/USD in the top half of \$1.08-1.09

There was a risk-off mood on markets yesterday, as investors continued to grapple with concerns regarding the US economic outlook. Linger uncertainty in relation to US trade policy, as retaliatory Chinese tariffs on select US imports took effect, weighed on sentiment also. Meantime, difficulties in getting agreement on reforms to Germany's fiscal rules also dampened the mood yesterday.

Against this backdrop, equity markets moved sharply lower on both sides of the Atlantic. The Euro Stoxx 50 shed 1.5% on the day. On Wall Street, the S&P 500 lost 2.7%. In terms of fixed income, US Treasury yields declined markedly along the curve, by 7-12bps. In contrast, German Bund and UK Gilt yields were little changed. Elsewhere, Brent crude oil moved back below \$70 per barrel.

Currency-wise, traditional safe havens such as the Japanese yen and the Swiss franc were in the ascendancy during the European session, amid the risk averse tone to sentiment. Meantime, the euro firmed somewhat in overnight trading, albeit there was no obvious catalyst for the move.

In level terms, EUR/USD is in the top half of the \$1.08-1.09 corridor. EUR/GBP is up above the 84p handle. Meanwhile, GBP/USD is operating at the \$1.29 mark. USD/JPY is changing hands down at the ¥147 threshold.

Turning to the day ahead, the main releases of note will be NFIB small business optimism (Feb) and JOLTS job openings (Jan) in the US. Elsewhere, remarks from a number of ECB officials, including President Lagarde, will also garner some attention.

**Daniel Noonan, Economist, AIB**

### Today's Opening FX Rates

		% Change	
		Day *	End 2024
EUR/USD	1.0876	0.38	5.05
EUR/GBP	0.8427	0.45	1.86
GBP/USD	1.2903	-0.05	3.13
GBP/EUR	1.1862	-0.45	-1.83
USD/JPY	147.01	-0.33	-6.47
EUR/JPY	159.89	0.03	-1.76

\* v Previous Day's European Open

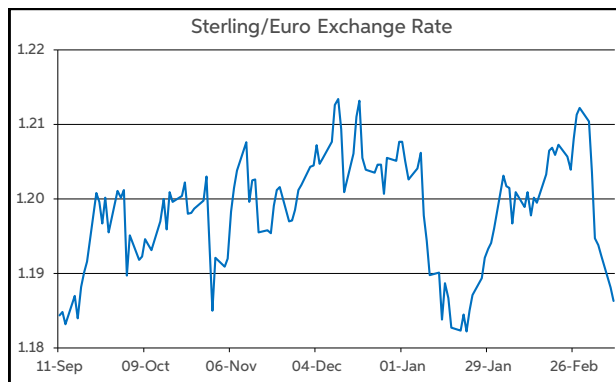
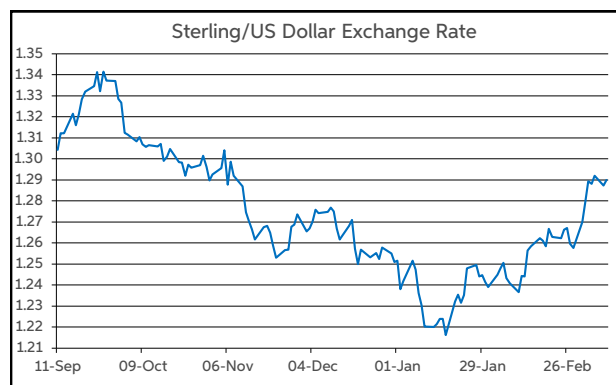
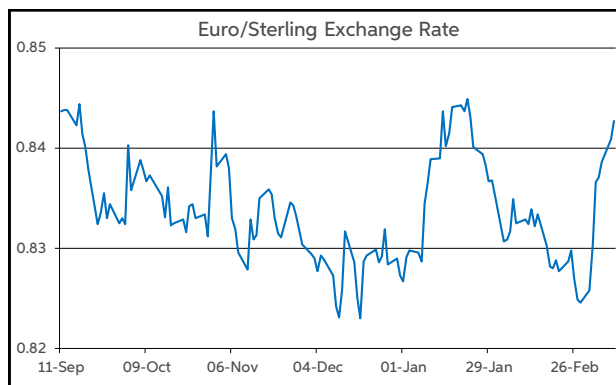
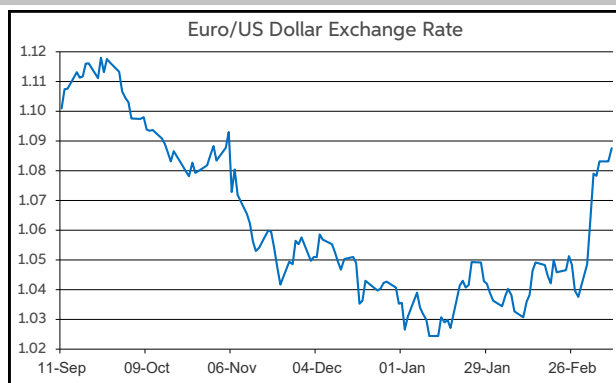
See Next Page for More Rates

### Opening Interest Rates

	Base Rate	Money Market		Swap Rates		
		1-Mth	3-Mth	1-Yr	2-Yr	5-Yr
USD	4.38	4.32	4.28	3.93	3.99	3.94
EUR	2.65	2.46	2.53	2.31	2.32	2.51
GBP	4.50	4.44	4.38	4.16	4.25	4.21

All rates quoted are indicative market rates

See Next Page For More Rates & Charts



FX Spot Karl Cooke  
Shane Gargan

FX Options Mark Tuite

Reuters AIBG.I  
Phone 00353-1-7724018

Morning Comment John Fahey  
john.j.fahey@aib.ie

# Opening Levels

Tuesday 11 March 2025  
07:38 am



## Euro

EUR/GBP	0.8427
EUR/USD	1.0876
EUR/JPY	159.89
EUR/SEK	10.9434
EUR/DKK	7.4582
EUR/NOK	11.6664
EUR/CHF	0.9564
EUR/AUD	1.7314
EUR/HKD	8.4498
EUR/CAD	1.5696

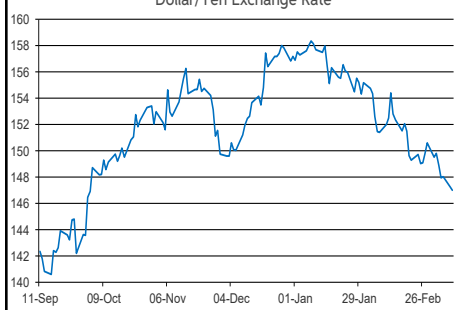
## Sterling

GBP/EUR	1.1862
GBP/USD	1.2903
GBP/CAD	1.8618
GBP/NZD	2.265
GBP/JPY	189.67
GBP/SEK	12.9813
GBP/DKK	8.8453
GBP/NOK	13.8293
GBP/CHF	1.1343
GBP/AUD	2.0537

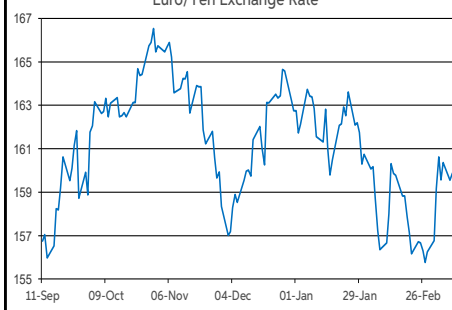
## Dollar

USD/JPY	147.01
USD/CAD	1.4432
USD/CHF	0.8793
USD/CNY	7.2387
USD/BRL	5.855
USD/RUB	86.9
USD/INR	87.305
AUD/USD	0.6279
NZD/USD	0.5694

Dollar/Yen Exchange Rate

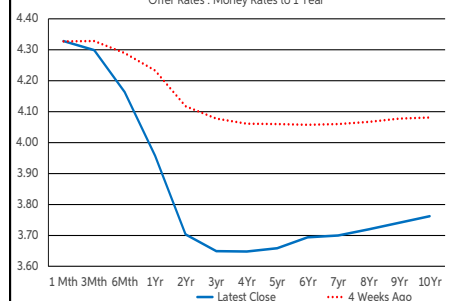


Euro/Yen Exchange Rate



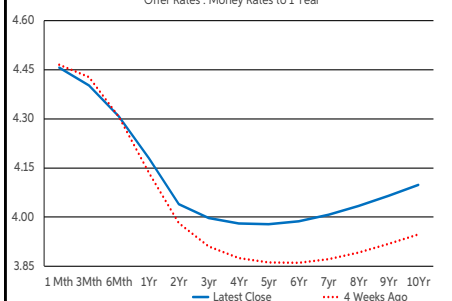
US Swap Curve

Offer Rates : Money Rates to 1 Year



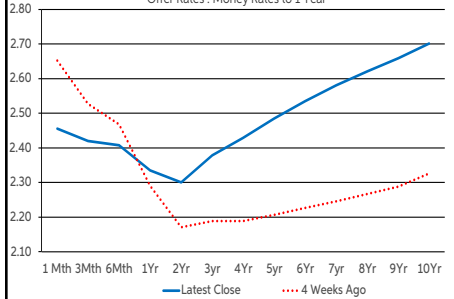
UK Swap Curve

Offer Rates : Money Rates to 1 Year

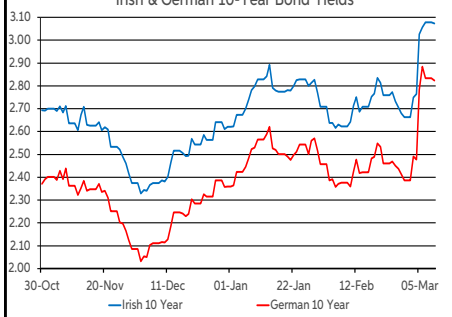


Eurozone Swap Curve

Offer Rates : Money Rates to 1 Year



Irish & German 10-Year Bond Yields



## Debt Markets

	Close	Day	4 Weeks	End 24
10 Year Yield %				
US	4.21	-11	-28	-36
Germany	2.83	-1	+46	+46
UK	4.65	+0	+19	+7
Ireland	3.10	-1	+43	+45
Belgium	3.39	-1	+44	+40
France	3.54	-1	+46	+35
Italy	3.91	+1	+46	+39
Spain	3.49	-1	+45	+42
Portugal	3.37	-1	+48	+52
Greece	3.67	+0	+42	+43
5 Year Swap %				
US	3.91	-13	-39	-38
Eurozone	2.48	-8	+28	+24
UK	4.22	-1	+10	-7
2 Year Swap %				
US	3.96	-11	-40	-37
Eurozone	2.29	-6	+13	+10
UK	4.26	-2	+5	-22
10 Year Government Bond Spreads to Benchmark bps				
Ireland	27	+0	-3	-1
Belgium	56	+0	-2	-6
France	72	+0	-1	-11
Italy	109	+2	-0	-7
Spain	66	-0	-1	-4
Portugal	54	+0	+1	+5
Greece	85	+1	-5	-4

## Commodities

	Close	Day	4 Weeks	End 24
Brent Oil				
Brent Oil	69.28	-1.53	-8.69	-7.18
West Texas Oil	71.65	-0.17	-1.90	-1.27
Gold \$	2889.4	-0.73	-0.62	+10.12

This publication is for information purposes and is not an invitation to deal. The information is believed to be reliable but is not guaranteed. Any expressions of opinions are subject to change without notice. This publication is not to be reproduced in whole or in part without prior permission. In the Republic of Ireland it is distributed by Allied Irish Banks, p.l.c. In the UK it is distributed by Allied Irish Banks, p.l.c. and Allied Irish Bank (GB). In Northern Ireland it is distributed by Allied Irish Bank (NI). In the United States of America it is distributed by Allied Irish Banks, p.l.c. Allied Irish Banks, p.l.c. is regulated by the Central Bank of Ireland. Allied Irish Bank (GB) and AIB (NI) are trade marks used under licence by AIB Group (UK) p.l.c. (a wholly owned subsidiary of Allied Irish Banks, p.l.c.), incorporated in Northern Ireland. Registered Office 92 Ann Street, Belfast BT1 3HH. Registered Number NI018800. Authorised by the Prudential Regulation Authority and regulated by the Financial Conduct Authority and the Prudential Regulation Authority. In the United States of America, Allied Irish Banks, p.l.c., New York Branch, is a branch licensed by the New York State Department of Financial Services. Deposits and other investment products are not FDIC insured, they are not guaranteed by any bank and they may lose value. Please note that telephone calls may be recorded in line with market practice.