

## EUR/USD back below \$1.08

There was a notable 'risk on' tone to investor sentiment on Wall Street yesterday. After managing to post its first weekly gain (albeit a modest 0.5%) last week after four negative weeks, the firming in risk appetite gathered momentum yesterday. At the closing bell last night, the S&P 500 was 1.8% higher on the day.

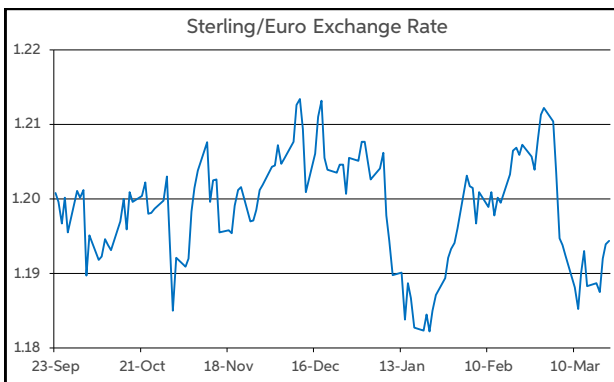
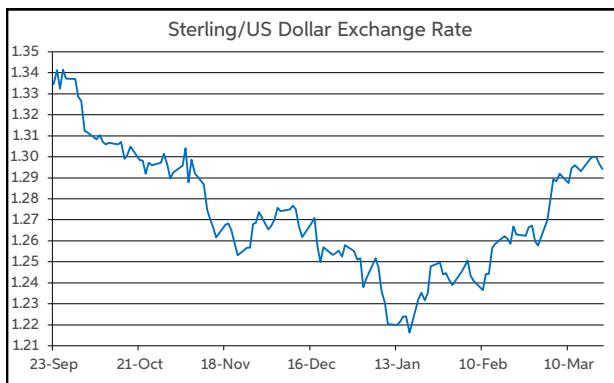
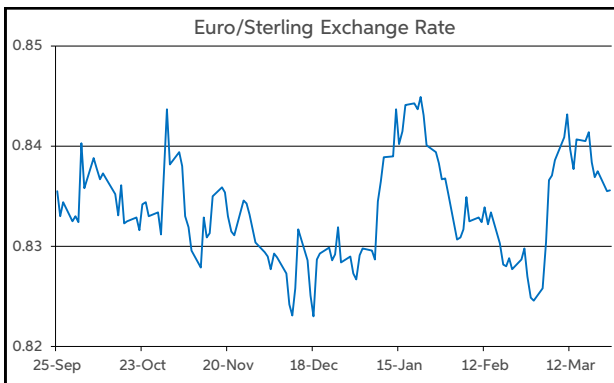
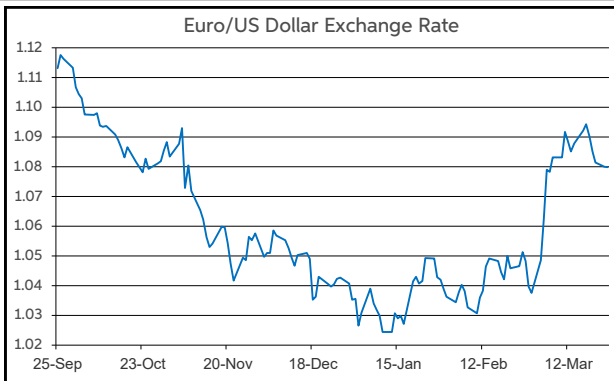
Investors appeared to take comfort from recent somewhat conciliatory rhetoric from President Trump in relation to tariffs. Meanwhile, the main US data release yesterday surprised to the upside of expectations, which in turn eased concerns regarding the US economic outlook. The flash reading for the US Composite PMI for March came in ahead of forecasts on the back of a strong performance from the services sector.

On the currency front, against the backdrop of positive newsflow regarding the US economy, the dollar managed to register some gains. At the same time, the softer tone to the euro carried over from last week.

In level terms, the combination of a firmer dollar/softer euro saw the EUR/USD pair drop back below the \$1.08 threshold. Meantime, EUR/GBP edged lower towards the midpoint of 83-84p. Elsewhere, amid the dollar's upward momentum on the exchanges, GBP/USD traded down nearer to the \$1.29 mark.

Looking ahead to today's calendar, the main release from the Eurozone of note is the German Ifo survey of business sentiment for March. Across the Atlantic, the key highlight from a busy US macro diary will be the Conference Board measure of US consumer confidence for March.

**John Fahey, Senior Economist, AIB**



Today's Opening FX Rates			
		% Change	
		Day *	End 2024
EUR/USD	1.0793	-0.32	4.25
EUR/GBP	0.8358	-0.23	1.03
GBP/USD	1.2909	-0.09	3.18
GBP/EUR	1.1959	0.23	-1.02
USD/JPY	150.65	0.65	-4.15
EUR/JPY	162.61	0.32	-0.09

\* v Previous Day's European Open

See Next Page for More Rates

Opening Interest Rates						
Base Rate	Money Market			Swap Rates		
	1-Mth	3-Mth		1-Yr	2-Yr	5-Yr
USD	4.38	4.32	4.30	4.08	4.17	4.09
EUR	2.65	2.39	2.41	2.30	2.27	2.47
GBP	4.50	4.45	4.38	4.22	4.34	4.28

All rates quoted are indicative market rates

See Next Page For More Rates & Charts

FX Spot	Karl Cooke Shane Gargan	FX Options	Mark Tuite	Reuters Phone	AIBG.I 00353-1-7724018	Morning Comment	John Fahey john.j.fahey@aib.ie
---------	----------------------------	------------	------------	------------------	---------------------------	-----------------	-----------------------------------

# Opening Levels

Tuesday 25 March 2025  
07:15 am



## Euro

EUR/GBP	0.8358
EUR/USD	1.0793
EUR/JPY	162.61
EUR/SEK	10.8964
EUR/DKK	7.4591
EUR/NOK	11.3591
EUR/CHF	0.9545
EUR/AUD	1.7175
EUR/HKD	8.3913
EUR/CAD	1.5461

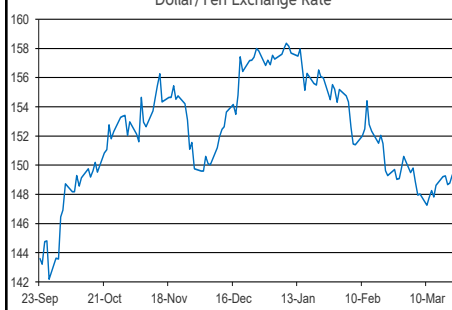
## Sterling

GBP/EUR	1.1959
GBP/USD	1.2909
GBP/CAD	1.849
GBP/NZD	2.2567
GBP/JPY	194.45
GBP/SEK	13.0339
GBP/DKK	8.919
GBP/NOK	13.5873
GBP/CHF	1.1413
GBP/AUD	2.0537

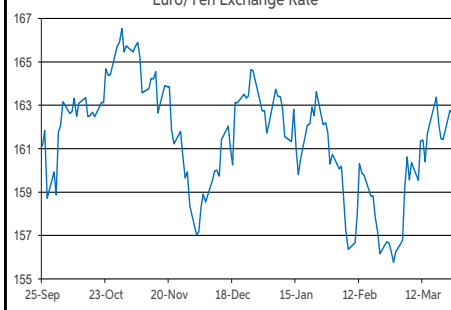
## Dollar

USD/JPY	150.63
USD/CAD	1.4326
USD/CHF	0.8842
USD/CNY	7.2612
USD/BRL	5.7605
USD/RUB	83.9955
USD/INR	85.788
AUD/USD	0.6283
NZD/USD	0.5717

Dollar/Yen Exchange Rate



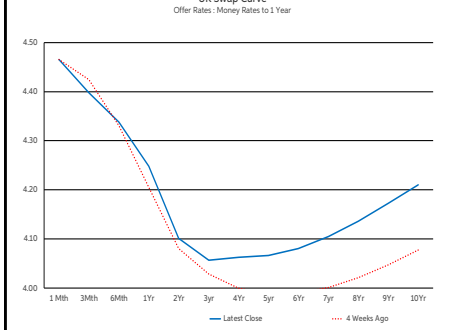
Euro/Yen Exchange Rate



US Swap Curve



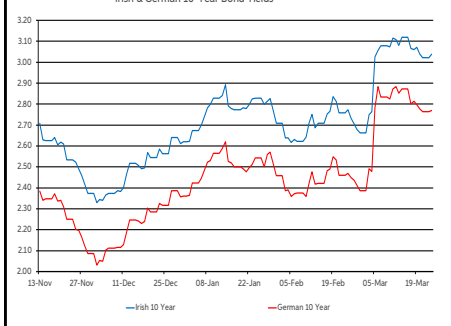
UK Swap Curve



Eurozone Swap Curve



Irish & German 10-Year Bond Yields



## Debt Markets

	Close	Day	4 Weeks	End 24
<b>10 Year Yield %</b>				
US	4.33	+8	-6	-25
Germany	2.77	+1	+30	+41
UK	4.72	+1	+15	+15
Ireland	3.07	+1	+29	+42
Belgium	3.32	-1	+26	+34
France	3.46	-0	+24	+27
Italy	3.82	-0	+26	+30
Spain	3.40	-0	+25	+34
Portugal	3.29	+0	+29	+44
Greece	3.64	+1	+28	+39
<b>5 Year Swap %</b>				
US	4.05	+8	-16	-24
Eurozone	2.44	+1	+15	+21
UK	4.30	+1	+6	+2
<b>2 Year Swap %</b>				
US	4.10	+7	-19	-23
Eurozone	2.25	-1	+3	+6
UK	4.34	+1	+3	-14
<b>10 Year Government Bond Spreads to Benchmark bps</b>				
Ireland	30	+1	-2	+1
Belgium	55	-1	-4	-7
France	69	-1	-6	-14
Italy	104	-1	-4	-11
Spain	63	-1	-5	-7
Portugal	52	-1	-2	+3
Greece	86	+0	-2	-2

## Commodities

	Close	Day	4 Weeks	End 24
Brent Oil	73	+1.16	-2.38	-2.20
West Texas Oil	71.65	-0.17	-1.90	-1.27
Gold \$	3012.3	-0.38	+2.07	+14.81

This publication is for information purposes and is not an invitation to deal. The information is believed to be reliable but is not guaranteed. Any expressions of opinions are subject to change without notice. This publication is not to be reproduced in whole or in part without prior permission. In the Republic of Ireland it is distributed by Allied Irish Banks, p.l.c. In the UK it is distributed by Allied Irish Banks, p.l.c. and Allied Irish Bank (GB). In Northern Ireland it is distributed by Allied Irish Bank (NI). In the United States of America it is distributed by Allied Irish Banks, p.l.c. Allied Irish Banks, p.l.c. is regulated by the Central Bank of Ireland. Allied Irish Bank (GB) and AIB (NI) are trade marks used under licence by AIB Group (UK) p.l.c. (a wholly owned subsidiary of Allied Irish Banks, p.l.c.), incorporated in Northern Ireland. Registered Office 92 Ann Street, Belfast BT1 3HH. Registered Number NI018800. Authorised by the Prudential Regulation Authority and regulated by the Financial Conduct Authority and the Prudential Regulation Authority. In the United States of America, Allied Irish Banks, p.l.c., New York Branch, is a branch licensed by the New York State Department of Financial Services. Deposits and other investment products are not FDIC insured, they are not guaranteed by any bank and they may lose value. Please note that telephone calls may be recorded in line with market practice.