

FX action remains muted

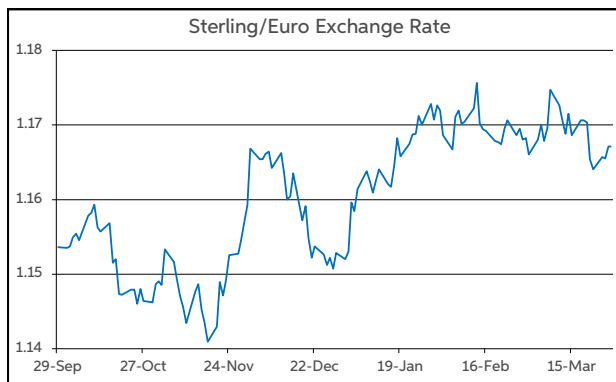
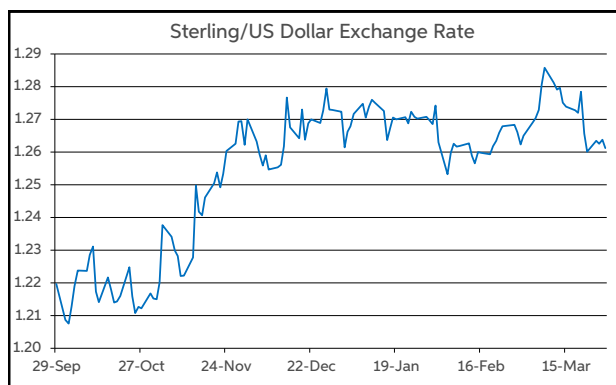
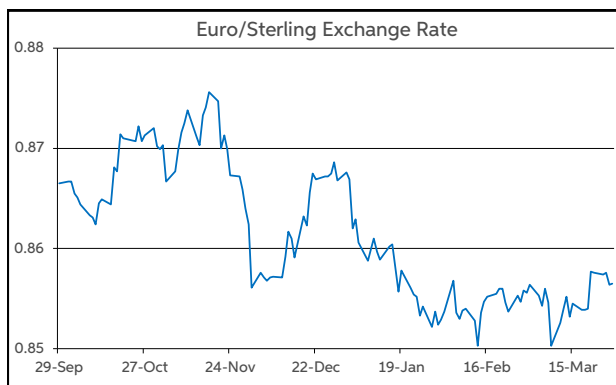
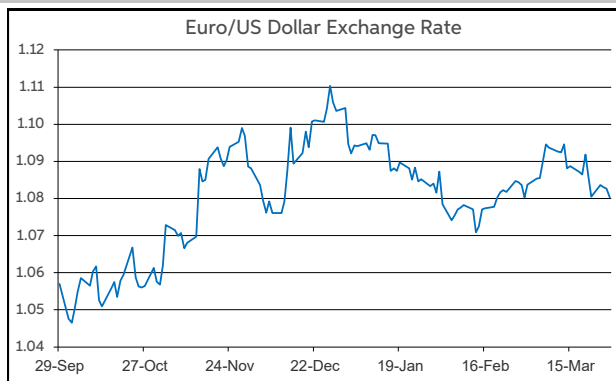
The action across financial markets remained fairly muted yesterday as investors eye up the end of Q1 and the upcoming Easter holiday weekend. Another contributing factor was the lack of top tier macro data. The main data highlight was from the Eurozone, with the publication of the EC economic sentiment survey for March. The headline index printed as expected, with a reading of 96.3, representing an increase versus February. Overall, the EC survey is consistent with recent PMI data showing some improvement in the Eurozone economy over the course of Q1.

There was a positive tone to investor sentiment. In Europe, the Euro Stoxx 50 continued to register modest gains, rising by 0.3%. Meanwhile, on Wall Street, the S&P 500 posted its first daily gain this week. The index was 0.9% higher at the close last night. The moves on bond markets were characterised by declining yields. Most of the main 10-year benchmark sovereign yields were lower by between 4-6bps.

Once again, the FX majors remained confined to tight ranges, which was expected given the dearth of macro data. Of the limited action to register over the last 24 hours, the euro is slightly softer. EUR/USD opens this morning at \$1.08, while EUR/GBP has edged back nearer to the midpoint of 85-86p. Meantime, GBP/USD continues to trade close to the \$1.26 threshold. Elsewhere, USD/JPY has eased back from its 34-year high, trading below the halfway mark of the ¥151-152 band.

Looking ahead to today, the macro diary remains relatively dull. The main Eurozone release of note is M3 money growth (Feb). Meanwhile, the US macro highlights are the final reading of GDP and core-PCE inflation for Q4'23.

John Fahey, Senior Economist, AIB



Today's Opening FX Rates			
		% Change	
		Day *	End 2023
EUR/USD	1.0801	-0.21	-2.13
EUR/GBP	0.8564	-0.20	-1.20
GBP/USD	1.2609	-0.02	-0.94
GBP/EUR	1.1671	0.20	1.21
USD/JPY	151.44	-0.20	7.36
EUR/JPY	163.56	-0.38	5.10

* v Previous Day's European Open

See Next Page for More Rates

Opening Interest Rates						
Base Rate	Money Market		Swap Rates			
	1-Mth	3-Mth	1-Yr	2-Yr	5-Yr	
USD	5.38	5.44	5.56	5.29	4.83	4.28
EUR	4.50	3.83	3.90	3.60	3.17	2.70
GBP	5.25	5.18	5.16	4.85	4.62	4.06

All rates quoted are indicative market rates

See Next Page For More Rates & Charts

FX Spot	Karl Cooke Shane Gargan	FX Options	Mark Tuite	Reuters Phone	AIBG.I 00353-1-7724018	Morning Comment	John Fahey john.j.fahey@aib.ie
---------	----------------------------	------------	------------	------------------	---------------------------	-----------------	-----------------------------------

Opening Levels

Thursday 28 March 2024
07:24 am



Euro

EUR/GBP	0.8564
EUR/USD	1.0801
EUR/JPY	163.56
EUR/SEK	11.4934
EUR/DKK	7.4571
EUR/NOK	11.6689
EUR/CHF	0.979
EUR/AUD	1.6584
EUR/HKD	8.4516
EUR/CAD	1.4681

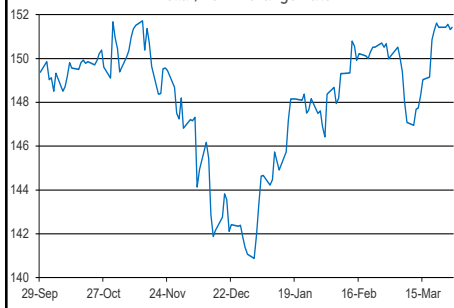
Sterling

GBP/EUR	1.1671
GBP/USD	1.2609
GBP/CAD	1.7139
GBP/NZD	2.1082
GBP/JPY	190.97
GBP/SEK	13.4217
GBP/DKK	8.7035
GBP/NOK	13.6308
GBP/CHF	1.1431
GBP/AUD	1.9364

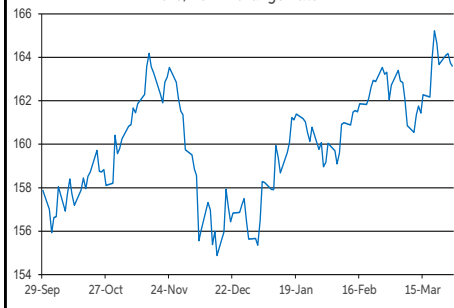
Dollar

USD/JPY	151.44
USD/CAD	1.359
USD/CHF	0.9062
USD/CNY	7.2277
USD/BRL	4.9921
USD/RUB	92.0375
USD/INR	83.38
AUD/USD	0.6512
NZD/USD	0.598

Dollar/Yen Exchange Rate

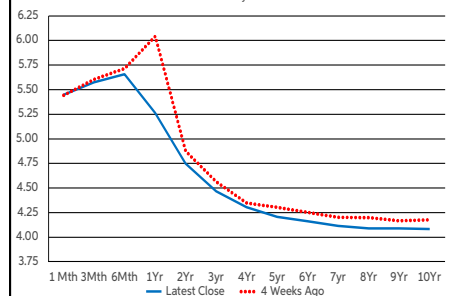


Euro/Yen Exchange Rate



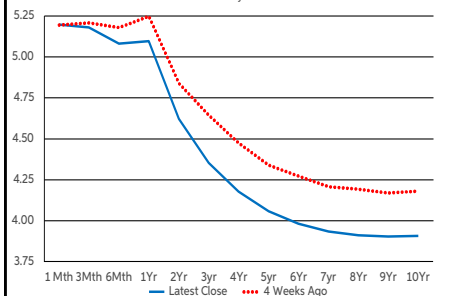
US Swap Curve

Offer Rates : Money Rates to 1 Year



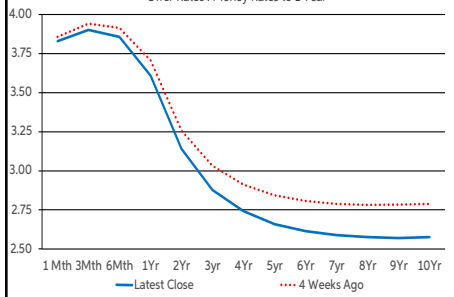
UK Swap Curve

Offer Rates : Money Rates to 1 Year

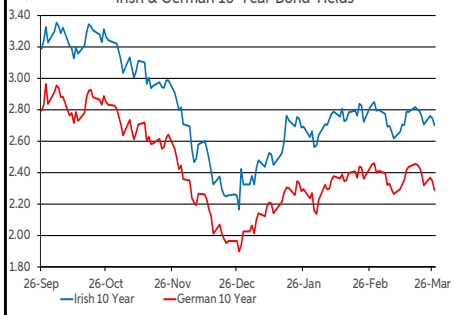


Eurozone Swap Curve

Offer Rates : Money Rates to 1 Year



Irish & German 10-Year Bond Yields



Debt Markets

	Close	Change bps		
		Day	4 Weeks	End 23
10 Year Yield %				
US	4.19	-5	-8	+32
Germany	2.29	-6	-17	+26
UK	3.93	-4	-26	+39
Ireland	2.73	-4	-14	+34
Belgium	2.87	-5	-16	+19
France	2.79	-5	-15	+23
Italy	3.61	-4	-28	-9
Spain	3.13	-5	-22	+14
Portugal	2.97	-4	-13	+19
Greece	3.28	-3	-16	+20
5 Year Swap %				
US	4.20	-4	-6	+41
Eurozone	2.66	-5	-18	+23
UK	4.06	-3	-23	+40
2 Year Swap %				
US	4.75	-3	-9	+41
Eurozone	3.14	-3	-11	+35
UK	4.62	-2	-21	+36
10 Year Government Bond Spreads to Benchmark bps				
Ireland	44	+1	+3	+8
Belgium	58	+1	+2	-7
France	50	+1	+3	-3
Italy	132	+1	-11	-35
Spain	84	+1	-4	-13
Portugal	68	+1	+5	-8
Greece	99	+2	+1	-6

Commodities

	Close	% Change		
		Day	4 Weeks	End 23
Brent Oil	86.09	-0.19	+2.88	+11.75
West Texas Oil	71.65	-0.17	-1.90	-1.27
Gold \$	2194.0	+0.71	+7.83	+6.37

This publication is for information purposes and is not an invitation to deal. The information is believed to be reliable but is not guaranteed. Any expressions of opinions are subject to change without notice. This publication is not to be reproduced in whole or in part without prior permission. In the Republic of Ireland it is distributed by Allied Irish Banks, p.l.c. In the UK it is distributed by Allied Irish Banks, p.l.c. and Allied Irish Bank (GB). In Northern Ireland it is distributed by Allied Irish Bank (NI). In the United States of America it is distributed by Allied Irish Banks, p.l.c. Allied Irish Banks, p.l.c. is regulated by the Central Bank of Ireland. Allied Irish Bank (GB) and AIB (NI) are trade marks used under licence by AIB Group (UK) p.l.c. (a wholly owned subsidiary of Allied Irish Banks, p.l.c.), incorporated in Northern Ireland. Registered Office 92 Ann Street, Belfast BT1 3HH. Registered Number NI018800. Authorised by the Prudential Regulation Authority and regulated by the Financial Conduct Authority and the Prudential Regulation Authority. In the United States of America, Allied Irish Banks, p.l.c., New York Branch, is a branch licensed by the New York State Department of Financial Services. Deposits and other investment products are not FDIC insured, they are not guaranteed by any bank and they may lose value. Please note that telephone calls may be recorded in line with market practice.