

Dollar softer post-Fed meeting

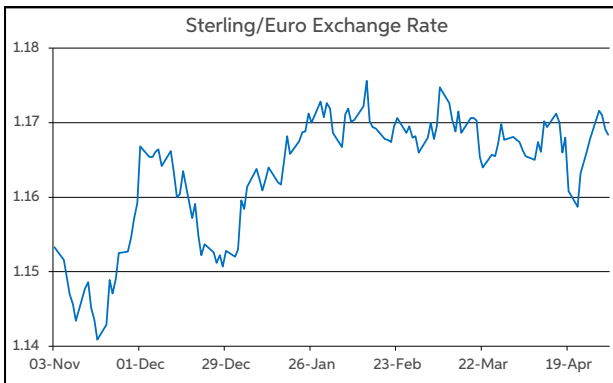
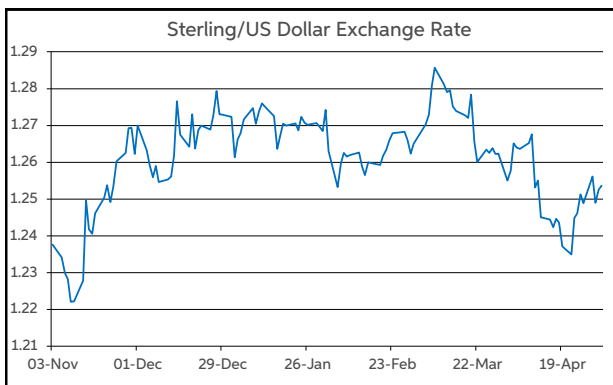
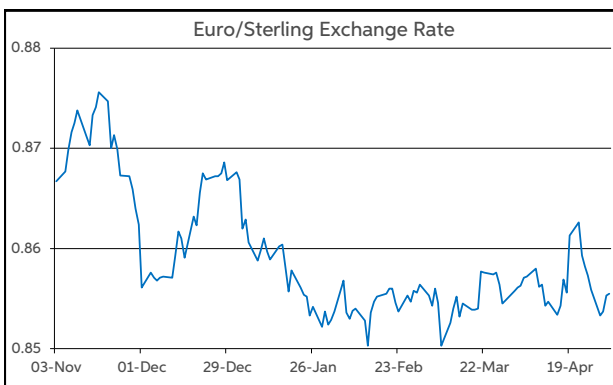
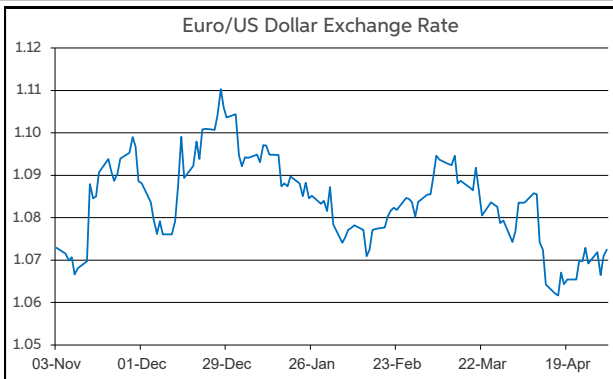
Markets were relatively quiet yesterday, as investors kept their powder dry ahead of the Fed policy decision. A market holiday in most of Europe and a limited data schedule also contributed to the lacklustre price action. The only release of note, the US manufacturing ISM for April printed below the consensus and back in contraction mode, at 49.2 (vs. 50.0 f'cast). Worryingly, the underlying details of the survey suggest inflationary pressures intensified and labour market conditions softened in the sector.

Overnight, the Fed left interest rate policy unchanged, as expected. Meantime, the FOMC announced that it will slow the pace of quantitative tightening for US Treasuries to \$25bn per month from \$60bn currently, in June. However, at the post-meeting press conference, Chair Powell was less hawkish than anticipated. Against this backdrop, US futures contracts softened by circa 5bps, with a total of 35bps worth of rate cuts now priced in by year end.

Currency-wise, the main FX pairs operated in narrow ranges in the led up to yesterday's Fed meeting decision. However, the dollar softened overnight, amid the less hawkish tone from Chair Powell. Meantime, volatility in the yen suggests Japanese government authorities intervened in the market once again overnight. USD/JPY dropped from ¥158 to ¥153 in overnight action. The pair has since edged higher.

As trading gets underway this morning, EUR/USD opens above the \$1.07 threshold. GBP/USD is near the midpoint of the \$1.25-1.26 corridor. Elsewhere, EUR/GBP is at the halfway mark of the 85-86p range. USD/JPY is close to ¥155. Turning to the day ahead, there is a somewhat sparse release schedule on both sides of the Atlantic.

Daniel Noonan, Economist, AIB



Today's Opening FX Rates			
		% Change	
		Day *	End 2023
EUR/USD	1.0725	0.67	-2.82
EUR/GBP	0.8555	0.20	-1.30
GBP/USD	1.2535	0.46	-1.52
GBP/EUR	1.1683	-0.20	1.32
USD/JPY	155.23	-1.66	10.05
EUR/JPY	166.53	-1.01	7.00

* v Previous Day's European Open

See Next Page for More Rates

Opening Interest Rates						
	Base Rate	Money Market		Swap Rates		
		1-Mth	3-Mth	1-Yr	2-Yr	5-Yr
USD	5.38	5.43	5.59	5.47	5.17	4.69
EUR	4.50	3.87	3.83	3.67	3.39	2.94
GBP	5.25	5.19	5.17	5.01	4.94	4.47

All rates quoted are indicative market rates

See Next Page For More Rates & Charts

FX Spot	Karl Cooke Shane Gargan	FX Options	Mark Tuite	Reuters Phone	AIBG.I 00353-1-7724018	Morning Comment	John Fahey john.j.fahey@aib.ie
---------	----------------------------	------------	------------	------------------	---------------------------	-----------------	-----------------------------------

Opening Levels

Thursday 02 May 2024
07:34 am



Euro

EUR/GBP	0.8555
EUR/USD	1.0725
EUR/JPY	166.53
EUR/SEK	11.6836
EUR/DKK	7.4585
EUR/NOK	11.8175
EUR/CHF	0.977
EUR/AUD	1.6384
EUR/HKD	8.3842
EUR/CAD	1.4704

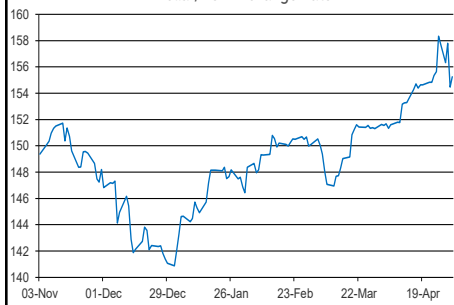
Sterling

GBP/EUR	1.1683
GBP/USD	1.2535
GBP/CAD	1.7186
GBP/NZD	2.1107
GBP/JPY	194.58
GBP/SEK	13.6542
GBP/DKK	8.7149
GBP/NOK	13.8118
GBP/CHF	1.142
GBP/AUD	1.9147

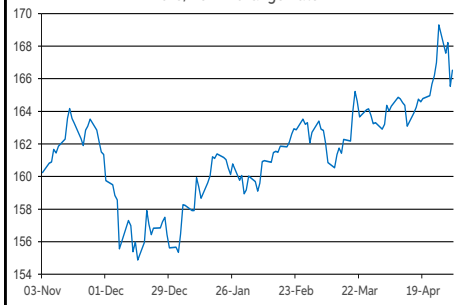
Dollar

USD/JPY	155.23
USD/CAD	1.3708
USD/CHF	0.9109
USD/CNY	7.2401
USD/BRL	5.1936
USD/RUB	92.6925
USD/INR	83.4525
AUD/USD	0.6546
NZD/USD	0.5938

Dollar/Yen Exchange Rate

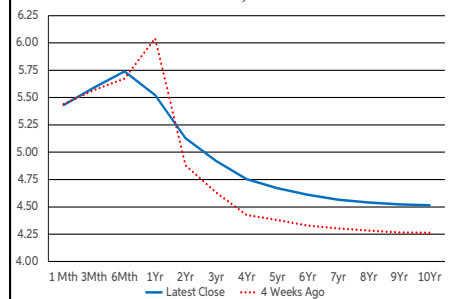


Euro/Yen Exchange Rate



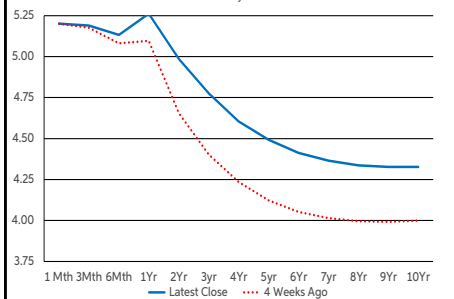
US Swap Curve

Offer Rates : Money Rates to 1 Year



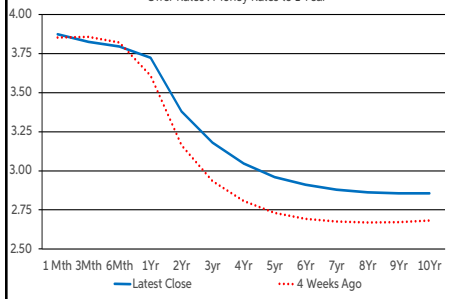
UK Swap Curve

Offer Rates : Money Rates to 1 Year

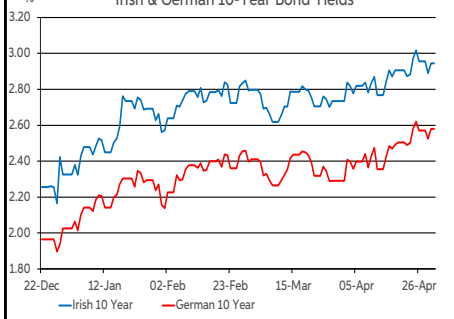


Eurozone Swap Curve

Offer Rates : Money Rates to 1 Year



Irish & German 10-Year Bond Yields



Debt Markets

	Close	Change bps		
		Day	4 Weeks	End 23
10 Year Yield %				
US	4.59	-9	+24	+73
Germany	2.58	+5	+18	+55
UK	4.37	+2	+31	+83
Ireland	2.97	+5	+11	+60
Belgium	3.10	+5	+13	+42
France	3.08	+5	+16	+52
Italy	3.88	+6	+5	+18
Spain	3.35	+5	+9	+36
Portugal	3.20	+5	+9	+41
Greece	3.48	+4	+5	+40

5 Year Swap %				
US	4.67	-7	+33	+88
Eurozone	2.96	+0	+24	+53
UK	4.49	+2	+38	+84

2 Year Swap %				
US	5.13	-10	+29	+79
Eurozone	3.38	+0	+23	+59
UK	4.99	+2	+34	+72

10 Year Government Bond Spreads to Benchmark bps				
Ireland	38	-0	-7	+5
Belgium	52	-0	-6	-14
France	50	-1	-2	-3
Italy	130	+0	-14	-37
Spain	77	-1	-10	-19
Portugal	61	-1	-9	-15
Greece	89	-2	-13	-16

Commodities

	% Change			
	Close	Day	4 Weeks	End 23
Brent Oil	83.44	-5.03	-6.61	+8.31
West Texas Oil	71.65	-0.17	-1.90	-1.27
Gold \$	2317.9	+1.41	+0.81	+12.38

This publication is for information purposes and is not an invitation to deal. The information is believed to be reliable but is not guaranteed. Any expressions of opinions are subject to change without notice. This publication is not to be reproduced in whole or in part without prior permission. In the Republic of Ireland it is distributed by Allied Irish Banks, p.l.c. In the UK it is distributed by Allied Irish Banks, p.l.c. and Allied Irish Bank (GB). In Northern Ireland it is distributed by Allied Irish Bank (NI). In the United States of America it is distributed by Allied Irish Banks, p.l.c. Allied Irish Banks, p.l.c. is regulated by the Central Bank of Ireland. Allied Irish Bank (GB) and AIB (NI) are trade marks used under licence by AIB Group (UK) p.l.c. (a wholly owned subsidiary of Allied Irish Banks, p.l.c.), incorporated in Northern Ireland. Registered Office 92 Ann Street, Belfast BT1 3HH. Registered Number NI018800. Authorised by the Prudential Regulation Authority and regulated by the Financial Conduct Authority and the Prudential Regulation Authority. In the United States of America, Allied Irish Banks, p.l.c., New York Branch, is a branch licensed by the New York State Department of Financial Services. Deposits and other investment products are not FDIC insured, they are not guaranteed by any bank and they may lose value. Please note that telephone calls may be recorded in line with market practice.