

Inflation data in the spotlight

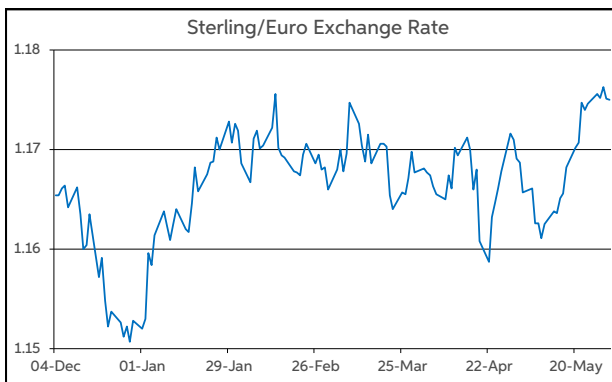
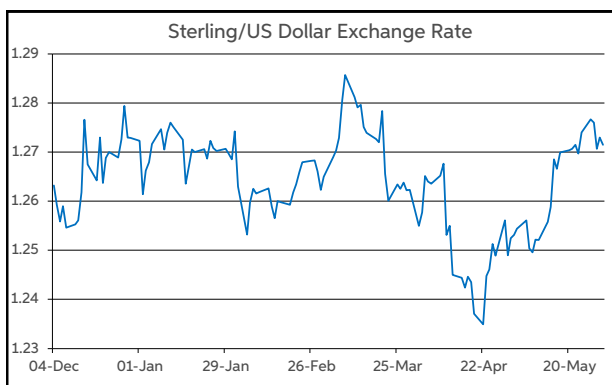
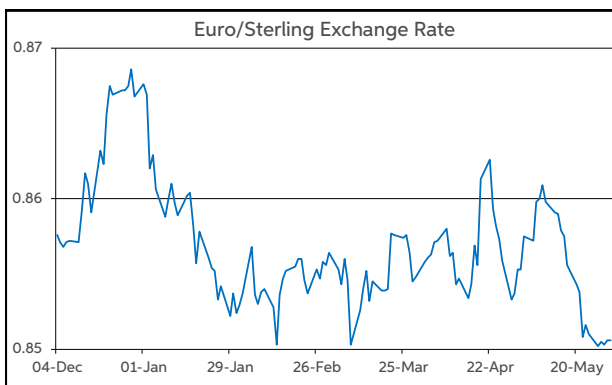
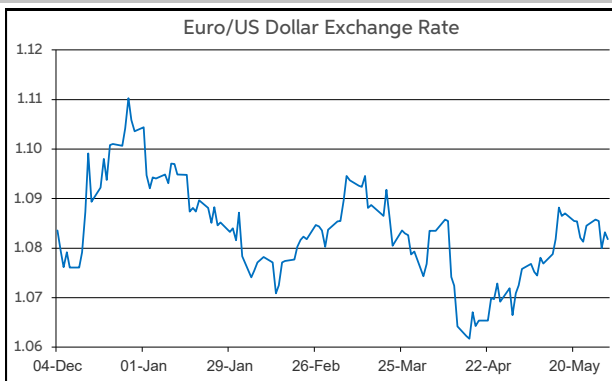
Investor sentiment was holding a mixed tone yesterday, amid some contrasting economic data on both sides of the Atlantic. On equity markets, the Euro Stoxx 50 rose by 0.4%, while the S&P 500 declined by 0.6%. In terms of fixed income, US Treasury, German Bund and UK Gilt yields moved circa 1-7bps lower.

In the Eurozone, the EC sentiment indicators improved, albeit the industrial sector index printed a touch below the consensus. Elsewhere, the Eurozone unemployment rate fell to 6.4% in April, from 6.5%. In the US, GDP was revised lower to +1.3% annualised in Q1 (from +1.6%). Similarly, core-PCE inflation was revised down to +3.6% annualised in Q1 (from +3.7%). Meantime, the latest weekly initial jobless claims figure inched higher to 219k, from 216k. Overall the data suggest the Eurozone economy is gathering some positive momentum, while economic conditions in the US are softening.

Against this backdrop, the dollar was under some downward pressure yesterday. However overnight, the greenback recouped most of its losses. As trading gets underway this morning, EUR/USD is operating in the lower half of the \$1.08-1.09 trading band. Meanwhile, GBP/USD is changing hands in the bottom half of the \$1.27-1.28 corridor. EUR/GBP remains just above the 85p handle.

Today, inflation data in the Eurozone and US will be in focus. In the Eurozone, the flash reading of HICP inflation is projected to rise to 2.5% in May, from 2.4%. However, core inflation is forecast to be unchanged. Likewise, US core-PCE inflation is expected to remain at 2.8% in April. Elsewhere in the US, personal income and consumption data for April will also feature. Aside from the releases, month-end flows may impact on currency markets.

Daniel Noonan, Economist, AIB



Today's Opening FX Rates			
		% Change	
		Day *	End 2023
EUR/USD	1.0818	0.22	-1.98
EUR/GBP	0.8506	0.05	-1.87
GBP/USD	1.2712	0.15	-0.13
GBP/EUR	1.175	-0.05	1.90
USD/JPY	156.92	-0.17	11.24
EUR/JPY	169.76	0.05	9.08

* v Previous Day's European Open

See Next Page for More Rates

Opening Interest Rates						
Base Rate	Money Market			Swap Rates		
	1-Mth	3-Mth	1-Yr	2-Yr	5-Yr	
USD	5.38	5.44	5.61	5.47	5.13	4.62
EUR	4.50	3.77	3.79	3.65	3.39	3.00
GBP	5.25	5.19	5.18	5.05	4.98	4.46

All rates quoted are indicative market rates

See Next Page For More Rates & Charts

FX Spot	Karl Cooke Shane Gargan	FX Options	Mark Tuite	Reuters Phone	AIBG.I 00353-1-7724018	Morning Comment	John Fahey john.j.fahey@aib.ie
---------	----------------------------	------------	------------	------------------	---------------------------	-----------------	-----------------------------------

Opening Levels

Friday 31 May 2024
07:28 am



Euro

EUR/GBP	0.8506
EUR/USD	1.0818
EUR/JPY	169.76
EUR/SEK	11.4712
EUR/DKK	7.4588
EUR/NOK	11.4058
EUR/CHF	0.9794
EUR/AUD	1.6296
EUR/HKD	8.4576
EUR/CAD	1.4786

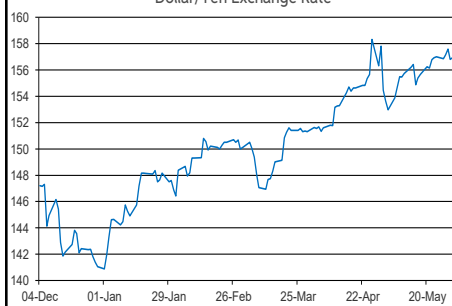
Sterling

GBP/EUR	1.175
GBP/USD	1.2712
GBP/CAD	1.7376
GBP/NZD	2.0738
GBP/JPY	199.48
GBP/SEK	13.481
GBP/DKK	8.7665
GBP/NOK	13.4105
GBP/CHF	1.1512
GBP/AUD	1.9152

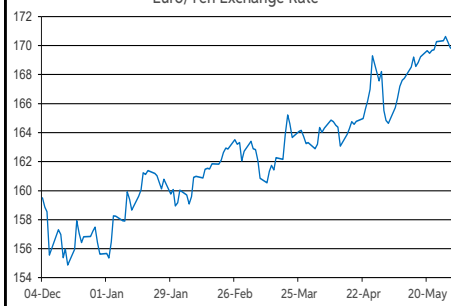
Dollar

USD/JPY	156.92
USD/CAD	1.3666
USD/CHF	0.9054
USD/CNY	7.2429
USD/BRL	5.2034
USD/RUB	90.3275
USD/INR	83.3
AUD/USD	0.6637
NZD/USD	0.6128

Dollar/Yen Exchange Rate

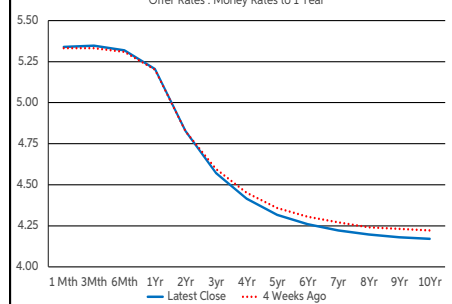


Euro/Yen Exchange Rate



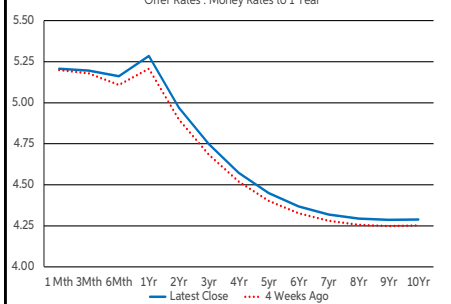
US Swap Curve

Offer Rates : Money Rates to 1 Year



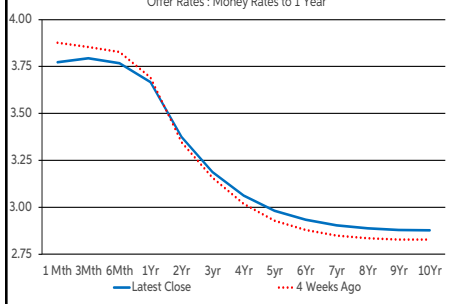
UK Swap Curve

Offer Rates : Money Rates to 1 Year

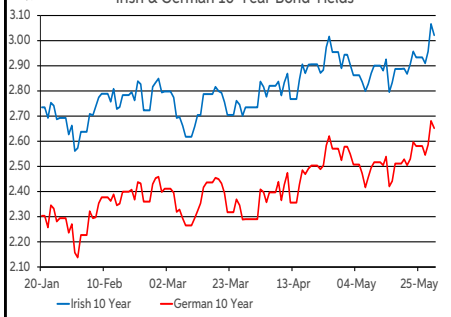


Eurozone Swap Curve

Offer Rates : Money Rates to 1 Year



Irish & German 10-Year Bond Yields



Debt Markets

	Close	Change bps		
		Day	4 Weeks	End 23
10 Year Yield %				
US	4.55	-7	-2	+69
Germany	2.66	-3	+10	+63
UK	4.35	-5	+6	+81
Ireland	3.04	-4	+11	+68
Belgium	3.20	-2	+12	+51
France	3.15	-3	+10	+59
Italy	3.96	-5	+10	+26
Spain	3.39	-4	+7	+40
Portugal	3.26	-4	+8	+47
Greece	3.68	+1	+12	+61
5 Year Swap %				
US	4.57	-7	-2	+78
Eurozone	2.98	-4	+6	+55
UK	4.45	-4	+5	+80
2 Year Swap %				
US	5.09	-4	+2	+75
Eurozone	3.38	-3	+3	+58
UK	4.97	-4	+8	+71
10 Year Government Bond Spreads to Benchmark bps				
Ireland	39	-1	+1	+5
Belgium	55	+1	+2	-11
France	49	-0	+0	-4
Italy	131	-3	-1	-36
Spain	74	-2	-3	-23
Portugal	60	-1	-2	-15
Greece	103	+4	+2	-2

Commodities

	Close	% Change		
		Day	4 Weeks	End 23
Brent Oil	81.86	-2.08	-2.16	+6.26
West Texas Oil	71.65	-0.17	-1.90	-1.27
Gold \$	2343.0	+0.18	+1.72	+13.59

This publication is for information purposes and is not an invitation to deal. The information is believed to be reliable but is not guaranteed. Any expressions of opinions are subject to change without notice. This publication is not to be reproduced in whole or in part without prior permission. In the Republic of Ireland it is distributed by Allied Irish Banks, p.l.c. In the UK it is distributed by Allied Irish Banks, p.l.c. and Allied Irish Bank (GB). In Northern Ireland it is distributed by Allied Irish Bank (NI). In the United States of America it is distributed by Allied Irish Banks, p.l.c. Allied Irish Banks, p.l.c. is regulated by the Central Bank of Ireland. Allied Irish Bank (GB) and AIB (NI) are trade marks used under licence by AIB Group (UK) p.l.c. (a wholly owned subsidiary of Allied Irish Banks, p.l.c.), incorporated in Northern Ireland. Registered Office 92 Ann Street, Belfast BT1 3HH. Registered Number NI018800. Authorised by the Prudential Regulation Authority and regulated by the Financial Conduct Authority and the Prudential Regulation Authority. In the United States of America, Allied Irish Banks, p.l.c., New York Branch, is a branch licensed by the New York State Department of Financial Services. Deposits and other investment products are not FDIC insured, they are not guaranteed by any bank and they may lose value. Please note that telephone calls may be recorded in line with market practice.