

Dollar weaker post-US CPI

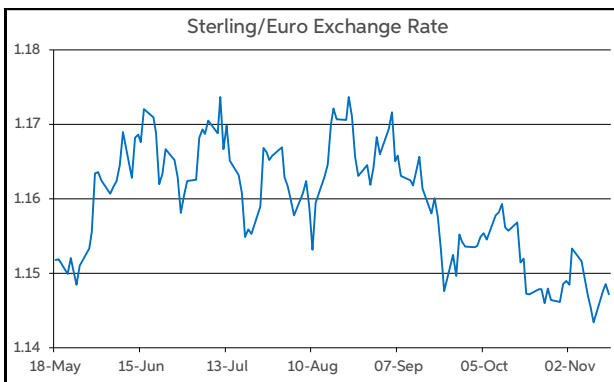
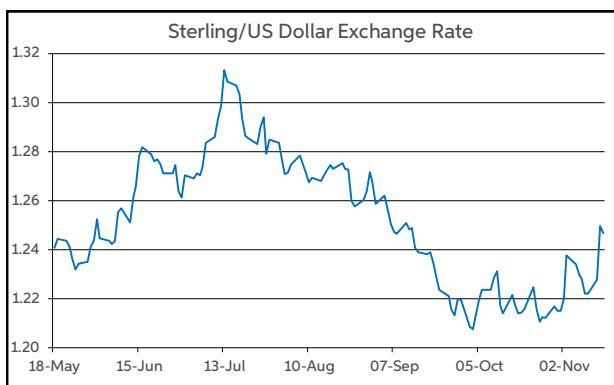
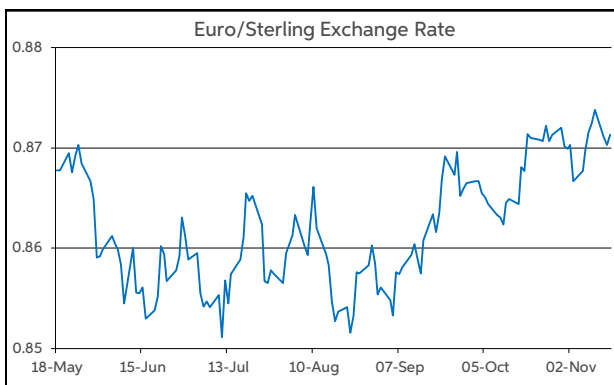
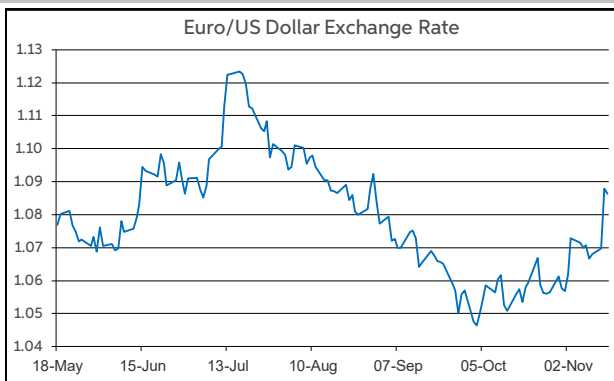
Yesterday's market action highlighted investors sensitivity to data releases, which form an important input into central banks policy deliberations. The key release yesterday was US CPI inflation for October. The headline rate eased to 3.2% from 3.7% (Sept), which was slightly below consensus forecasts for 3.3%. Similarly, the core rate slowed to 4% from 4.1% (vs. f'cast for 4.1%).

While the CPI numbers for October were only modestly weaker than expected, there was a notable market reaction. US Treasury yields fell, including the 10-year yield falling below 4.5%. This placed downward pressure on yields elsewhere, although not to the same extent. Meanwhile, futures contracts are no longer pricing in any chance of another Fed rate hike. At the same time, the market is now anticipating around 100bps of rate cuts in 2024, versus an expectation of 75bps prior to the CPI release. Meantime, Wall Street rallied, with the S&P 500 up 1.9% at the close last night.

On the currency front, the dollar weakened amid falling US Treasury yields and a softening of US Fed rate expectations. The greenback fell sharply, by around 1%, in the immediate aftermath of the CPI data and is circa 1.5% lower over the past 24 hours. In level terms, this is reflected in EUR/USD opening this morning in the upper half of \$1.08-1.09 and GBP/USD above the \$1.24 threshold. In contrast, the moves in EUR/GBP have been less eventful, with the pair straddling the 87p handle.

Inflation data remains a key theme to today's macro diary. Already this morning UK CPI inflation numbers for October have been published. The headline rate printed at 4.6% (f'cast for 4.8%). The other main data highlight today is the US retail sales report for October.

John Fahey, Senior Economist, AIB



Today's Opening FX Rates			
		% Change	
		Day *	End 2022
EUR/USD	1.0865	1.59	1.52
EUR/GBP	0.8712	-0.06	-1.49
GBP/USD	1.2469	1.64	3.08
GBP/EUR	1.1472	0.06	1.52
USD/JPY	150.72	-0.65	14.96
EUR/JPY	163.79	0.95	16.74

* v Previous Day's European Open

See Next Page for More Rates

Opening Interest Rates						
	Base Rate	Money Market		Swap Rates		
		1-Mth	3-Mth	1-Yr	2-Yr	5-Yr
USD	5.38	5.44	5.65	5.48	4.97	4.48
EUR	4.50	3.82	4.00	3.97	3.51	3.09
GBP	5.25	5.18	5.22	5.14	4.96	4.46

All rates quoted are indicative market rates

See Next Page For More Rates & Charts

FX Spot	Karl Cooke Shane Gargan	FX Options	Mark Tuite	Reuters Phone	AIBG.I 00353-1-7724018	Morning Comment	John Fahey john.j.fahey@aib.ie
---------	----------------------------	------------	------------	------------------	---------------------------	-----------------	-----------------------------------

Opening Levels

Wednesday 15 November 2023
07:20 am



Euro

EUR/GBP	0.8712
EUR/USD	1.0865
EUR/JPY	163.79
EUR/SEK	11.5158
EUR/DKK	7.4592
EUR/NOK	11.8075
EUR/CHF	0.9659
EUR/AUD	1.6721
EUR/HKD	8.4809
EUR/CAD	1.4875

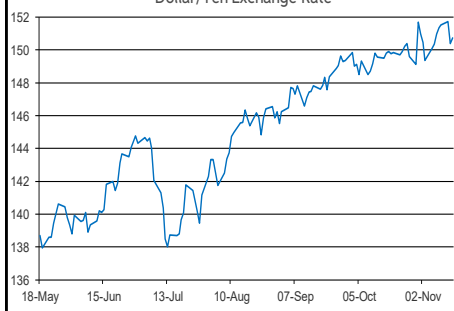
Sterling

GBP/EUR	1.1472
GBP/USD	1.2469
GBP/CAD	1.707
GBP/NZD	2.0696
GBP/JPY	187.93
GBP/SEK	13.2104
GBP/DKK	8.5587
GBP/NOK	13.549
GBP/CHF	1.1083
GBP/AUD	1.9188

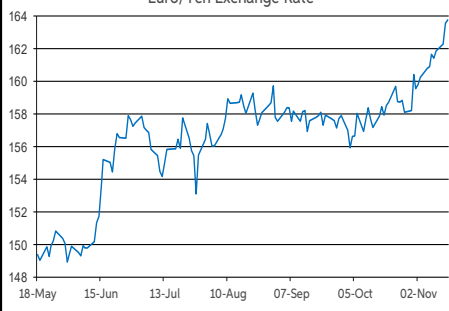
Dollar

USD/JPY	150.72
USD/CAD	1.3688
USD/CHF	0.8887
USD/CNY	7.2426
USD/BRL	4.8654
USD/RUB	90.1375
USD/INR	83.104
AUD/USD	0.6498
NZD/USD	0.6023

Dollar/Yen Exchange Rate

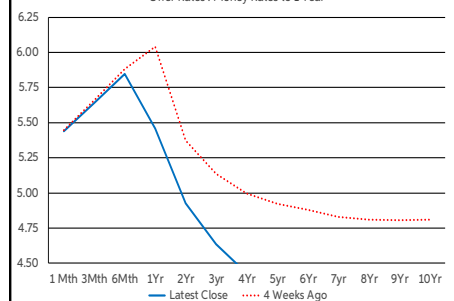


Euro/Yen Exchange Rate



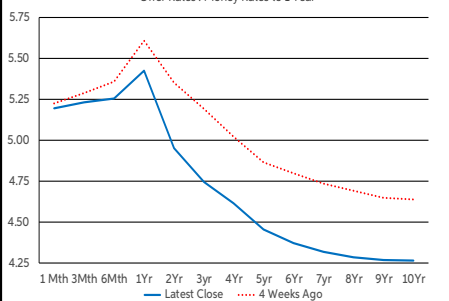
US Swap Curve

Offer Rates : Money Rates to 1 Year



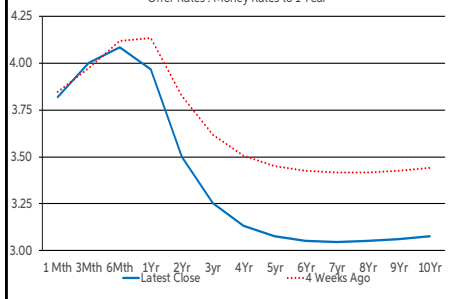
UK Swap Curve

Offer Rates : Money Rates to 1 Year

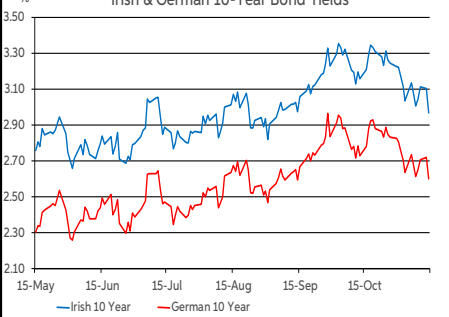


Eurozone Swap Curve

Offer Rates : Money Rates to 1 Year



Irish & German 10-Year Bond Yields



Debt Markets

	Close	Change bps		
		Day	4 Weeks	End 22
10 Year Yield %				
US	4.45	-18	-38	+57
Germany	2.60	-12	-28	+4
UK	4.16	-16	-36	+49
Ireland	2.99	-16	-33	-16
Belgium	3.19	-13	-37	-1
France	3.15	-14	-35	+4
Italy	4.41	-15	-48	-29
Spain	3.63	-13	-37	-2
Portugal	3.30	-13	-31	-30
Greece	3.91	-8	-46	-68
5 Year Swap %				
US	4.42	-21	-46	+42
Eurozone	3.08	-11	-36	-15
UK	4.45	-9	-36	+15
2 Year Swap %				
US	4.93	-20	-40	+25
Eurozone	3.50	-8	-32	+11
UK	4.95	-11	-39	+27
10 Year Government Bond Spreads to Benchmark bps				
Ireland	39	-4	-5	-20
Belgium	59	-2	-8	-5
France	55	-2	-7	+0
Italy	181	-3	-20	-33
Spain	103	-2	-9	-6
Portugal	70	-1	-2	-34
Greece	131	+3	-18	-72

Commodities

	% Change			
	Close	Day	4 Weeks	End 22
Brent Oil	82.47	-0.06	-8.26	-4.00
West Texas Oil	78.9	+0.05	-8.95	-1.57
Gold \$	1962.7	+0.86	+2.06	+7.58

This publication is for information purposes and is not an invitation to deal. The information is believed to be reliable but is not guaranteed. Any expressions of opinions are subject to change without notice. This publication is not to be reproduced in whole or in part without prior permission. In the Republic of Ireland it is distributed by Allied Irish Banks, p.l.c. In the UK it is distributed by Allied Irish Banks, p.l.c. and Allied Irish Bank (GB). In Northern Ireland it is distributed by Allied Irish Bank (NI). In the United States of America it is distributed by Allied Irish Banks, p.l.c. Allied Irish Banks, p.l.c. is regulated by the Central Bank of Ireland. Allied Irish Bank (GB) and AIB (NI) are trade marks used under licence by AIB Group (UK) p.l.c. (a wholly owned subsidiary of Allied Irish Banks, p.l.c.), incorporated in Northern Ireland. Registered Office 92 Ann Street, Belfast BT1 3HH. Registered Number NI018800. Authorised by the Prudential Regulation Authority and regulated by the Financial Conduct Authority and the Prudential Regulation Authority. In the United States of America, Allied Irish Banks, p.l.c., New York Branch, is a branch licensed by the New York State Department of Financial Services. Deposits and other investment products are not FDIC insured, they are not guaranteed by any bank and they may lose value. Please note that telephone calls may be recorded in line with market practice.