

Quiet day for FX majors

There was a muted tone to investor sentiment yesterday. This was evident in the modest nature of the moves on equity markets. In Europe, the Euro Stoxx 50 finished 0.3% lower for the day. At the closing bell on Wall Street last night, the S&P 500 was 0.1% higher.

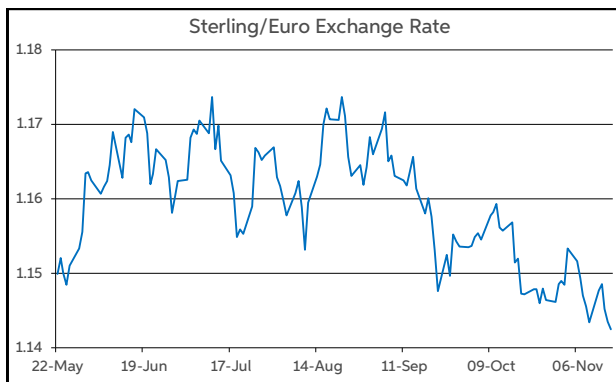
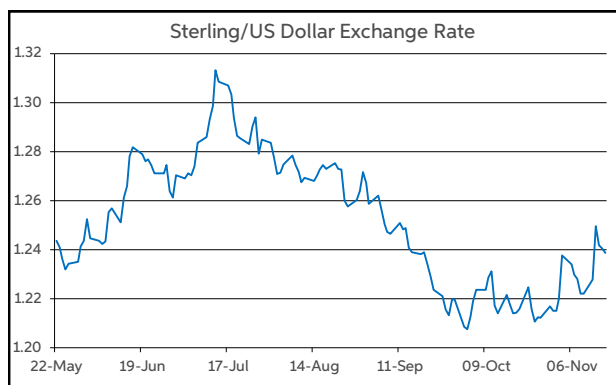
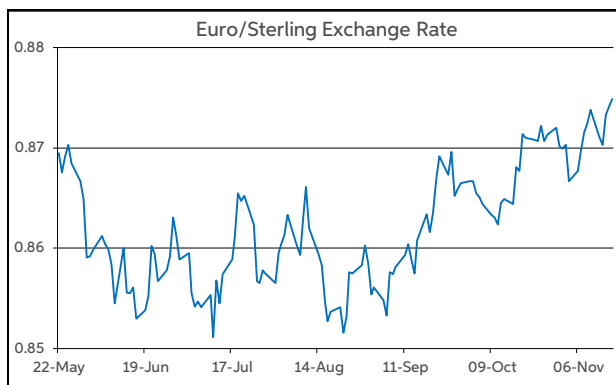
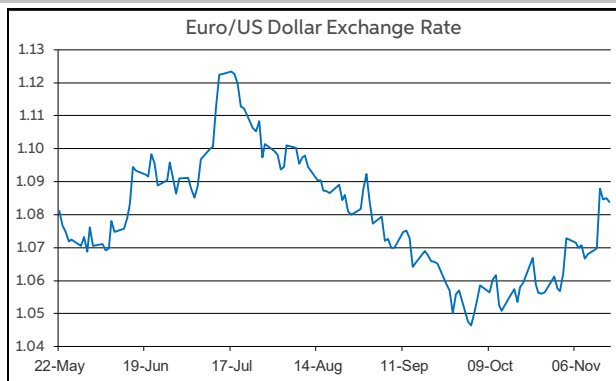
Data-wise, the main releases yesterday all came from the US diary. Overall, the results tended to miss to the downside of expectations. The weekly jobless claims number printed at 231,000 compared to a forecast for 220,000. Industrial production fell by 0.6% in October, versus expectations for a 0.3% decline. Meanwhile, homebuilder sentiment for November declined unexpectedly.

On bond markets, US Treasury yields fell back amid the softer tone to yesterday's US data releases. The US 10-year yield fell by 10bps to back below the 4.5% level. However, yields were generally lower elsewhere as well, with the German 10-year Bund yield moving below the 2.6% mark.

Currency-wise, the action was characterised by relatively confined range trading. In overnight trading, this remained a feature. EUR/USD opens this morning once again near the midpoint of the \$1.08 -1.09 band. GBP/USD is trading just below the \$1.24 threshold. Meanwhile, EUR/GBP continues to change hands in a very tight range in and around the halfway mark of 87-88p.

Today's macro diary has already seen the release of UK retail sales data for October. Headline sales registered a fall of -0.3% in the month. The consensus forecast was for a 0.3% increase. The remainder of today's calendar is fairly sparse. We get the final reading of Eurozone inflation for October and US housing starts for October as well.

John Fahey, Senior Economist, AIB



Today's Opening FX Rates			
		% Change	
		Day *	End 2022
EUR/USD	1.0838	0.02	1.27
EUR/GBP	0.8749	0.07	-1.07
GBP/USD	1.2386	-0.07	2.39
GBP/EUR	1.1424	-0.07	1.09
USD/JPY	150.59	-0.47	14.86
EUR/JPY	163.24	-0.45	16.35

* v Previous Day's European Open

See Next Page for More Rates

Opening Interest Rates						
	Base Rate	Money Market		Swap Rates		
		1-Mth	3-Mth	1-Yr	2-Yr	5-Yr
USD	5.38	5.45	5.63	5.47	4.95	4.44
EUR	4.50	3.79	3.99	3.92	3.46	3.04
GBP	5.25	5.18	5.21	5.11	4.93	4.44

All rates quoted are indicative market rates

See Next Page For More Rates & Charts

FX Spot	Karl Cooke Shane Gargan	FX Options	Mark Tuite	Reuters Phone	AIBG.I 00353-1-7724018	Morning Comment	John Fahey john.j.fahey@aib.ie
---------	----------------------------	------------	------------	------------------	---------------------------	-----------------	-----------------------------------

Opening Levels

Friday 17 November 2023
07:29 am



Euro

EUR/GBP	0.8749
EUR/USD	1.0838
EUR/JPY	163.24
EUR/SEK	11.4921
EUR/DKK	7.4576
EUR/NOK	11.8689
EUR/CHF	0.9633
EUR/AUD	1.6773
EUR/HKD	8.4518
EUR/CAD	1.4916

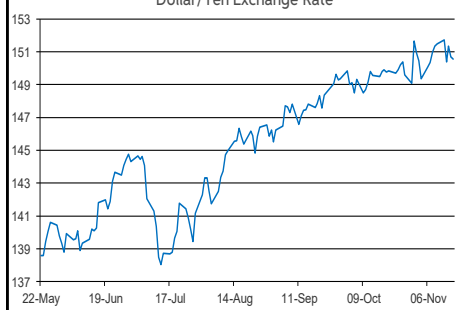
Sterling

GBP/EUR	1.1424
GBP/USD	1.2386
GBP/CAD	1.7045
GBP/NZD	2.0823
GBP/JPY	186.51
GBP/SEK	13.1346
GBP/DKK	8.5208
GBP/NOK	13.556
GBP/CHF	1.1008
GBP/AUD	1.9164

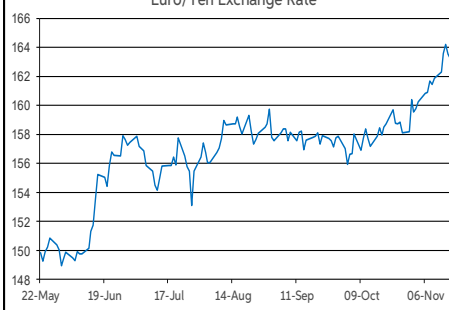
Dollar

USD/JPY	150.59
USD/CAD	1.376
USD/CHF	0.8886
USD/CNY	7.2487
USD/BRL	4.8632
USD/RUB	89.09
USD/INR	83.2783
AUD/USD	0.6462
NZD/USD	0.5946

Dollar/Yen Exchange Rate

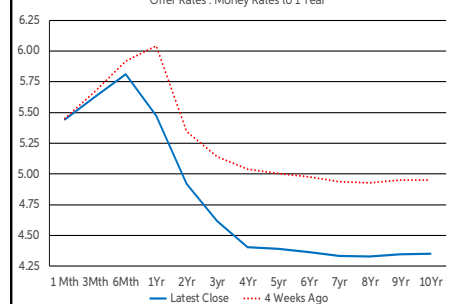


Euro/Yen Exchange Rate



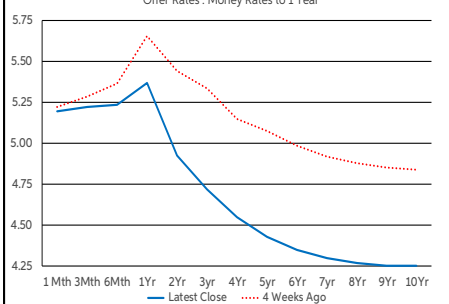
US Swap Curve

Offer Rates : Money Rates to 1 Year



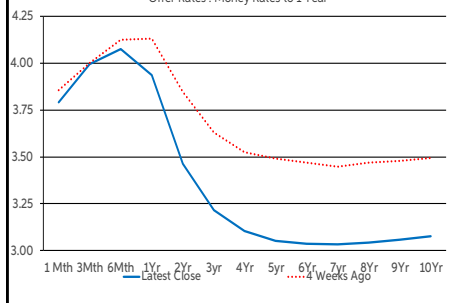
UK Swap Curve

Offer Rates : Money Rates to 1 Year

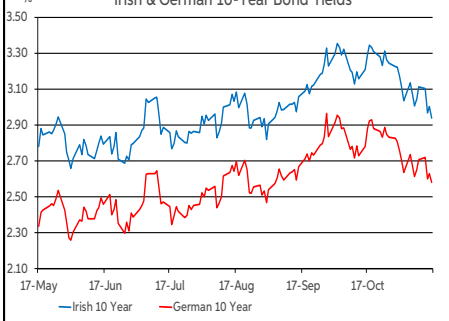


Eurozone Swap Curve

Offer Rates : Money Rates to 1 Year



Irish & German 10-Year Bond Yields



Debt Markets

	Close	Change bps		
		Day	4 Weeks	End 22
10 Year Yield %				
US	4.44	-10	-55	+56
Germany	2.59	-5	-34	+2
UK	4.15	-8	-50	+49
Ireland	2.97	-5	-39	-17
Belgium	3.19	-6	-40	-1
France	3.15	-6	-40	+3
Italy	4.35	-10	-60	-36
Spain	3.59	-9	-45	-7
Portugal	3.24	-8	-41	-36
Greece	3.85	-3	-53	-74
5 Year Swap %				
US	4.39	-10	-57	+40
Eurozone	3.05	-5	-43	-18
UK	4.43	-2	-64	+13
2 Year Swap %				
US	4.92	-9	-39	+24
Eurozone	3.46	-5	-37	+8
UK	4.92	-5	-51	+24
10 Year Government Bond Spreads to Benchmark bps				
Ireland	39	-1	-5	-20
Belgium	61	-1	-6	-3
France	56	-2	-5	+1
Italy	176	-6	-25	-38
Spain	100	-4	-10	-9
Portugal	66	-3	-6	-38
Greece	126	+2	-19	-76

Commodities

	Close	% Change		
		Day	4 Weeks	End 22
Brent Oil	77.42	-4.63	-16.19	-9.88
West Texas Oil	73.5	-4.73	-17.74	-8.31
Gold \$	1980.9	+1.11	+0.36	+8.58

This publication is for information purposes and is not an invitation to deal. The information is believed to be reliable but is not guaranteed. Any expressions of opinions are subject to change without notice. This publication is not to be reproduced in whole or in part without prior permission. In the Republic of Ireland it is distributed by Allied Irish Banks, p.l.c. In the UK it is distributed by Allied Irish Banks, p.l.c. and Allied Irish Bank (GB). In Northern Ireland it is distributed by Allied Irish Bank (NI). In the United States of America it is distributed by Allied Irish Banks, p.l.c. Allied Irish Banks, p.l.c. is regulated by the Central Bank of Ireland. Allied Irish Bank (GB) and AIB (NI) are trade marks used under licence by AIB Group (UK) p.l.c. (a wholly owned subsidiary of Allied Irish Banks, p.l.c.), incorporated in Northern Ireland. Registered Office 92 Ann Street, Belfast BT1 3HH. Registered Number NI018800. Authorised by the Prudential Regulation Authority and regulated by the Financial Conduct Authority and the Prudential Regulation Authority. In the United States of America, Allied Irish Banks, p.l.c., New York Branch, is a branch licensed by the New York State Department of Financial Services. Deposits and other investment products are not FDIC insured, they are not guaranteed by any bank and they may lose value. Please note that telephone calls may be recorded in line with market practice.