

Fed cuts rates by 50bps

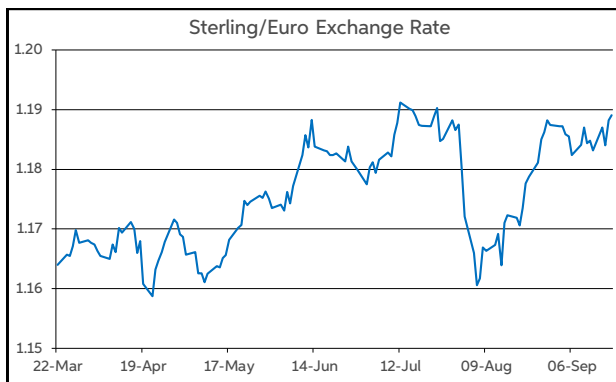
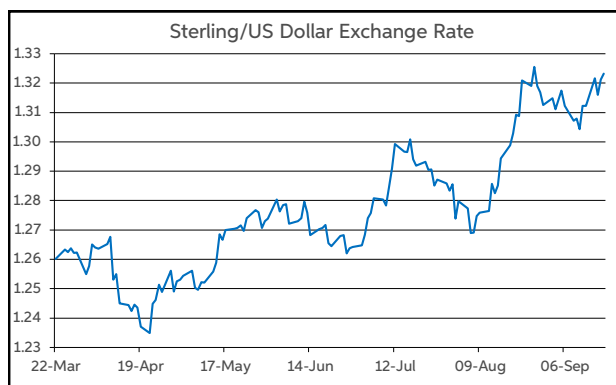
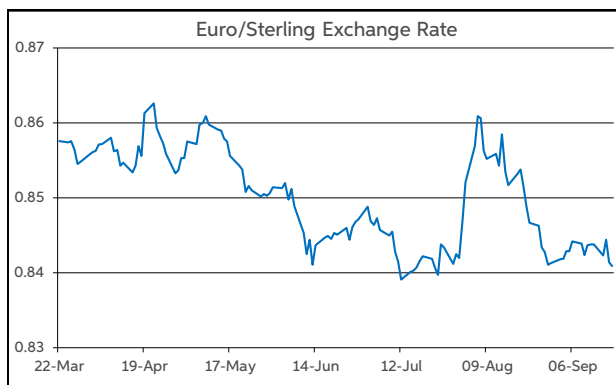
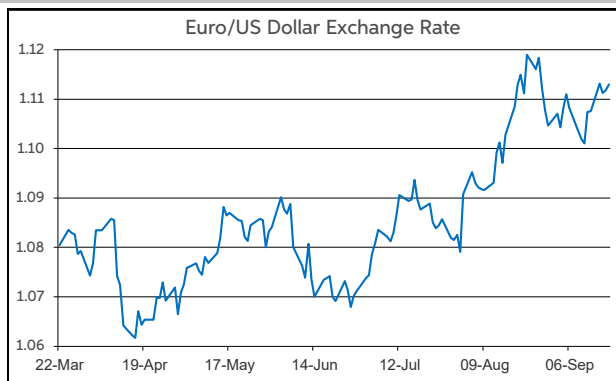
Overnight, the US Fed cut rates for the first time since 2020, lowering the Funds target range by 50bps to 4.75-5.00%. In recent weeks there has been uncertainty as to whether the Fed would cut rates by 25 or 50bps. In explaining the decision to opt for the larger cut, Chair Powell noted that, *"the upside risks to inflation have diminished and the downside risks to employment have increased"*.

Both the meeting statement and the updated interest rate dotplot projections released by the Fed indicate that further easing can be expected between now and the end of 2025. The dotplot suggest that rates will end this year between 4.25-4.50%, before being lowered to 3.25-3.50% by end 2025. However, at the press conference Chair Powell struck a somewhat less dovish tone, suggesting that the Fed is unlikely to continue to cut in 50bps clips.

Currency-wise, the Fed policy decision and press conference were sources of volatility for the dollar. In the initial aftermath of the policy announcement, the dollar softened, with EUR/USD rising to a high of \$1.119. However, the greenback recouped its losses, amid the aforementioned remarks from Chair Powell. Elsewhere, sterling was holding a firmer tone yesterday. As trading gets underway this morning, EUR/USD opens in the lower half of \$1.11-1.12. Meantime, GBP/USD is operating above \$1.32. EUR/GBP is back near to 84p.

Turning to the day ahead, the monetary policy spotlight will shift to the BoE policy announcement. The BoE cut rates in August by 25bps in a very close 5-4 decision. Since then though, officials have been coy regarding the potential for further easing this month. Thus, market expectations are for no changes to Bank rate today. However, the meeting statement will be in focus, as investors look for guidance in relation to the future path of policy.

Daniel Noonan, Economist, AIB



Today's Opening FX Rates			
		% Change	
		Day *	End 2023
EUR/USD	1.113	0.10	0.85
EUR/GBP	0.8409	-0.49	-2.99
GBP/USD	1.3232	0.56	3.95
GBP/EUR	1.1888	0.49	3.08
USD/JPY	142.75	1.01	1.20
EUR/JPY	158.89	1.11	2.09

* v Previous Day's European Open

See Next Page for More Rates

Opening Interest Rates						
Base Rate	Money Market			Swap Rates		
	1-Mth	3-Mth		1-Yr	2-Yr	5-Yr
USD	4.88	5.08	5.08	4.14	3.69	3.48
EUR	3.65	3.41	3.48	2.86	2.51	2.36
GBP	5.00	4.91	4.80	4.24	4.08	3.76

All rates quoted are indicative market rates

See Next Page For More Rates & Charts

FX Spot	Karl Cooke Shane Gargan	FX Options	Mark Tuite	Reuters Phone	AIBG.I 00353-1-7724018	Morning Comment	John Fahey john.j.fahey@aib.ie
---------	----------------------------	------------	------------	------------------	---------------------------	-----------------	-----------------------------------

Opening Levels

Thursday 19 September 2024
07:33 am



Euro

EUR/GBP	0.8408
EUR/USD	1.113
EUR/JPY	158.88
EUR/SEK	11.3257
EUR/DKK	7.4596
EUR/NOK	11.7272
EUR/CHF	0.9432
EUR/AUD	1.6351
EUR/HKD	8.6733
EUR/CAD	1.5123

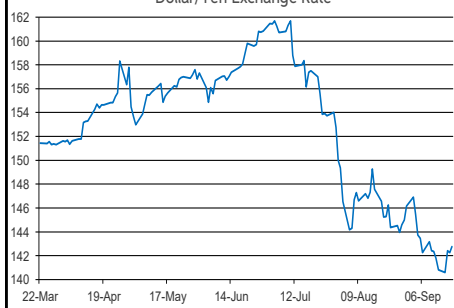
Sterling

GBP/EUR	1.1888
GBP/USD	1.3232
GBP/CAD	1.7983
GBP/NZD	2.128
GBP/JPY	188.89
GBP/SEK	13.4649
GBP/DKK	8.8704
GBP/NOK	13.936
GBP/CHF	1.1218
GBP/AUD	1.9451

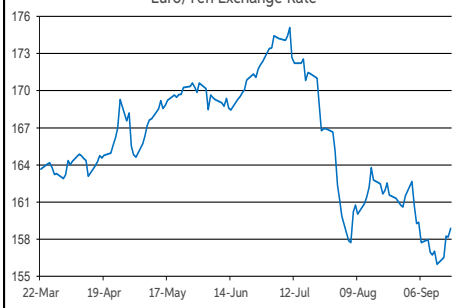
Dollar

USD/JPY	142.75
USD/CAD	1.3586
USD/CHF	0.8476
USD/CNY	7.0703
USD/BRL	5.4605
USD/RUB	92.2
USD/INR	83.6
AUD/USD	0.6804
NZD/USD	0.6219

Dollar/Yen Exchange Rate

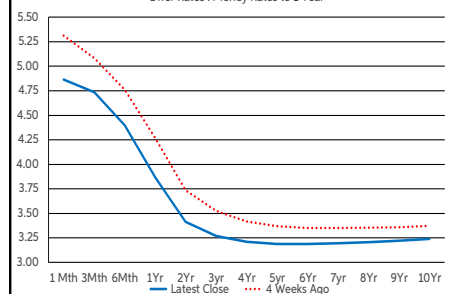


Euro/Yen Exchange Rate



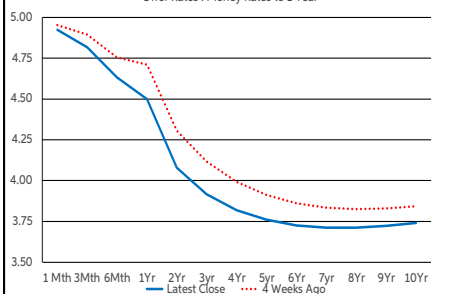
US Swap Curve

Offer Rates : Money Rates to 1 Year



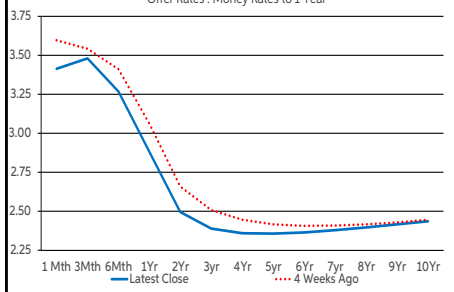
UK Swap Curve

Offer Rates : Money Rates to 1 Year

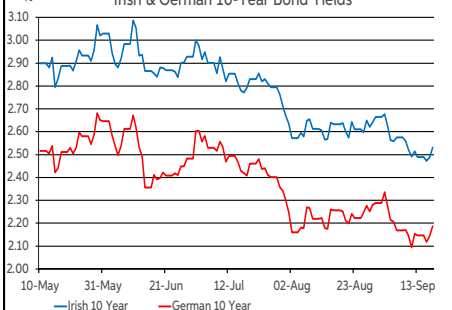


Eurozone Swap Curve

Offer Rates : Money Rates to 1 Year



Irish & German 10-Year Bond Yields



Debt Markets

	Close	Change bps		
		Day	4 Weeks	End 23
10 Year Yield %				
US	3.69	+4	-9	-17
Germany	2.19	+4	-1	+16
UK	3.85	+8	-4	+31
Ireland	2.56	+5	-4	+20
Belgium	2.79	+5	+0	+10
France	2.92	+6	+1	+36
Italy	3.57	+7	+1	-13
Spain	3.00	+6	-1	+1
Portugal	2.79	+6	-1	-0
Greece	3.20	+9	-9	+12

5 Year Swap %				
US	3.43	+3	-19	-36
Eurozone	2.36	+4	-5	-7
UK	3.76	+7	-15	+11

2 Year Swap %				
US	3.65	+1	-34	-69
Eurozone	2.50	+3	-15	-30
UK	4.08	+8	-22	-19

10 Year Government Bond Spreads to Benchmark bps				
Ireland	37	+0	-3	+3
Belgium	60	+0	+1	-6
France	73	+2	+2	+20
Italy	138	+3	+2	-29
Spain	81	+1	+0	-15
Portugal	59	+2	-0	-16
Greece	101	+5	-7	-4

Commodities

	% Change			
	Close	Day	4 Weeks	End 23
Brent Oil	73.65	-0.07	-3.16	-4.40
West Texas Oil	71.65	-0.17	-1.90	-1.27
Gold \$	2558.8	-0.42	+1.86	+24.06

This publication is for information purposes and is not an invitation to deal. The information is believed to be reliable but is not guaranteed. Any expressions of opinions are subject to change without notice. This publication is not to be reproduced in whole or in part without prior permission. In the Republic of Ireland it is distributed by Allied Irish Banks, p.l.c. In the UK it is distributed by Allied Irish Banks, p.l.c. and Allied Irish Bank (GB). In Northern Ireland it is distributed by Allied Irish Bank (NI). In the United States of America it is distributed by Allied Irish Banks, p.l.c. Allied Irish Banks, p.l.c. is regulated by the Central Bank of Ireland. Allied Irish Bank (GB) and AIB (NI) are trade marks used under licence by AIB Group (UK) p.l.c. (a wholly owned subsidiary of Allied Irish Banks, p.l.c.), incorporated in Northern Ireland. Registered Office 92 Ann Street, Belfast BT1 3HH. Registered Number NI018800. Authorised by the Prudential Regulation Authority and regulated by the Financial Conduct Authority and the Prudential Regulation Authority. In the United States of America, Allied Irish Banks, p.l.c., New York Branch, is a branch licensed by the New York State Department of Financial Services. Deposits and other investment products are not FDIC insured, they are not guaranteed by any bank and they may lose value. Please note that telephone calls may be recorded in line with market practice.