

The Irish Economic Update:

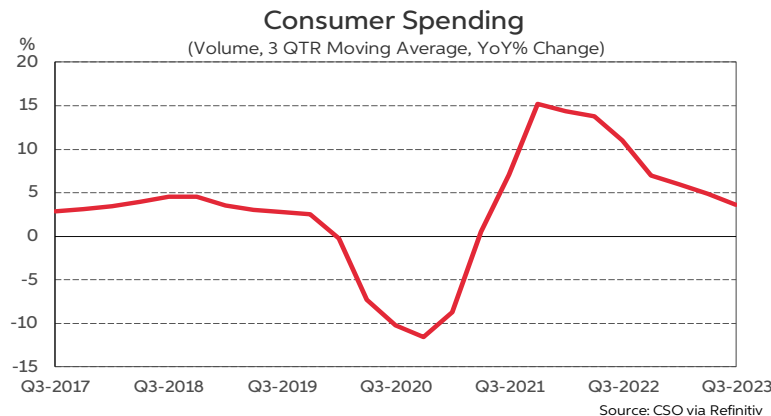
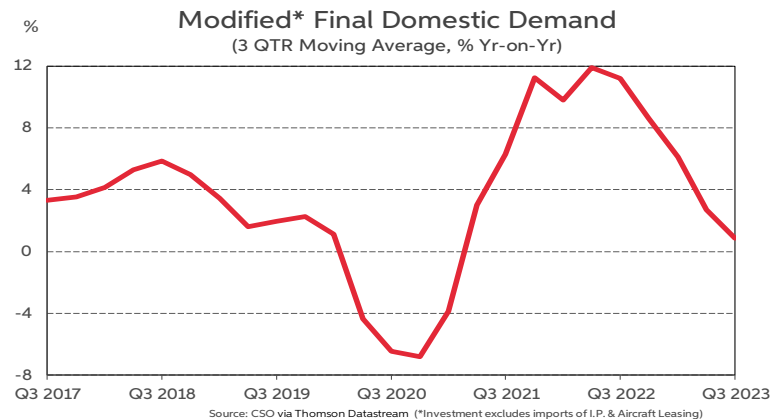
*Economy entering 2024 in good shape
despite sharp slowdown in growth*

January 2024

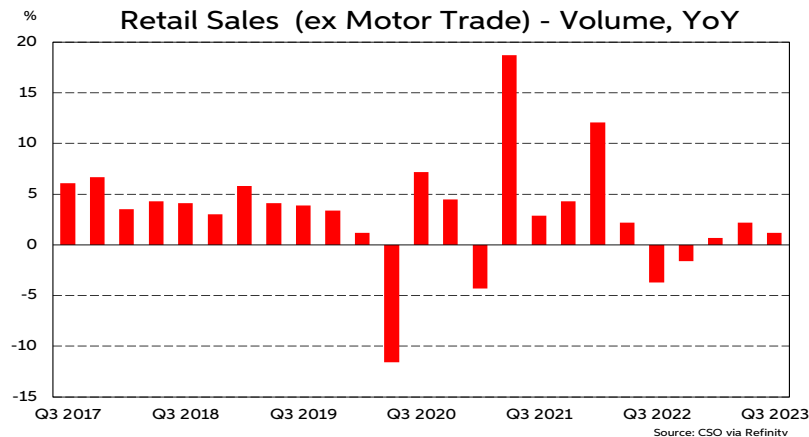
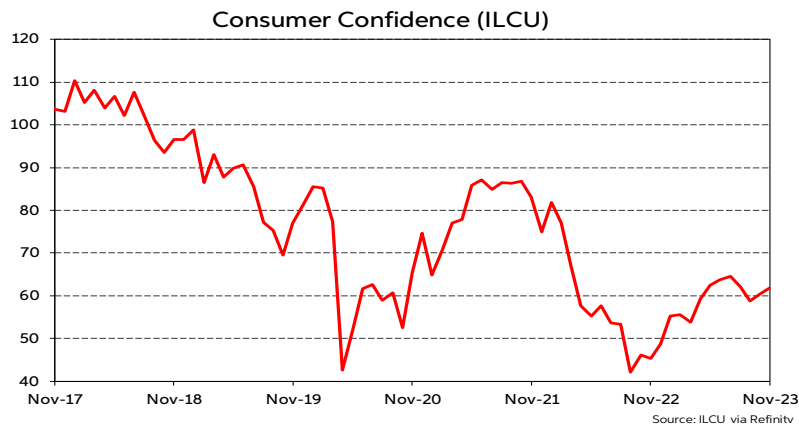
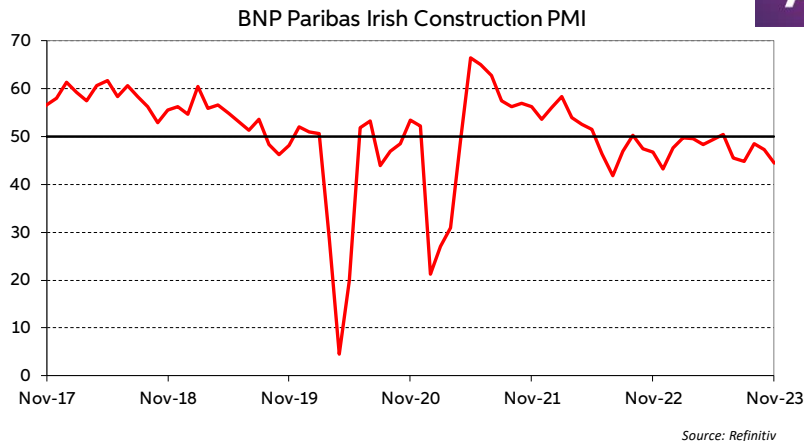
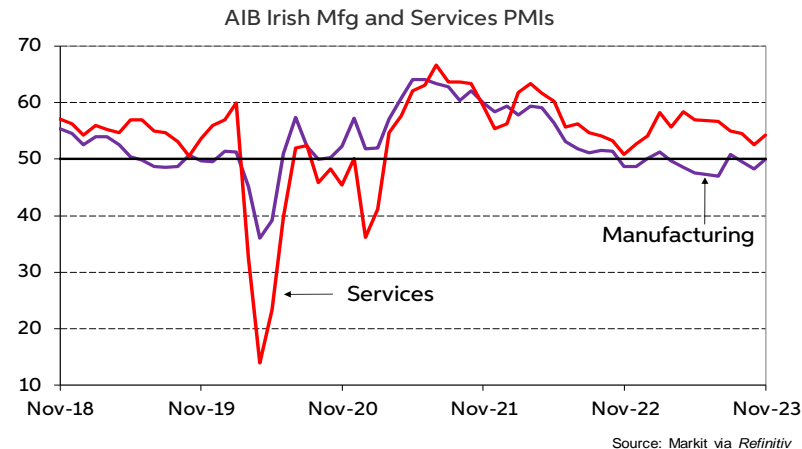
Irish economy slowed sharply in 2023 after buoyant 2021-22



- GDP increased by 15.1% in 2021 and 9.4% in 2022
- Domestic economy grew by 7.3% in 2021, 9.5% in 2022 as it rebounded strongly from COVID
- GNI* (volume) up by 13.9% in 2021 and 6.7% in 2022
- Surge in foreign direct investment, big jump in pharma & ICT output, key factors in rapid growth in 2021-22
- High levels of fiscal supports for household/businesses also important in strong performance of economy
- GDP declined by 1.2% yoy over Q1-Q3 2023
- Reflects big fall back in output of pharma & ICT multi-nationals, after exponential growth in 2021-22
- This saw goods exports fall 6.5% yoy in Q1-Q3 2023
- Growth in domestic demand slowed sharply to 0.9% yoy in Q1-Q3, with big decline in investment
- Consumer spending, though, up 3.6% yoy for the period
- GVA (gross value added) up 0.5% yoy Q1-Q3. Domestic side up 4%, foreign owned MNE output down 2.4%



Survey indicators consistent with slower growth this year

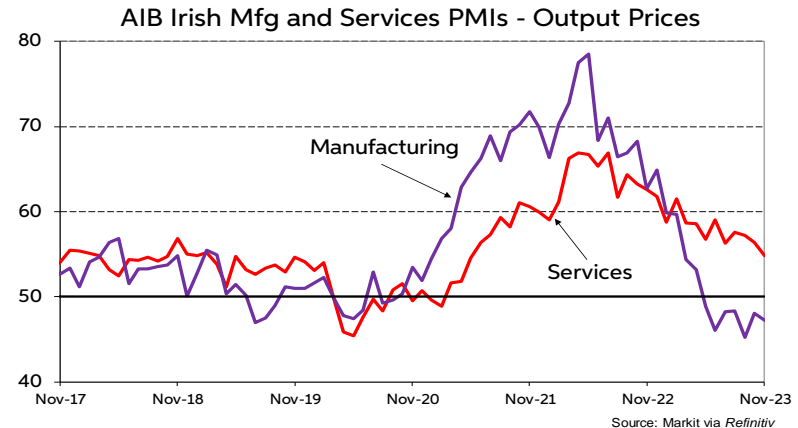
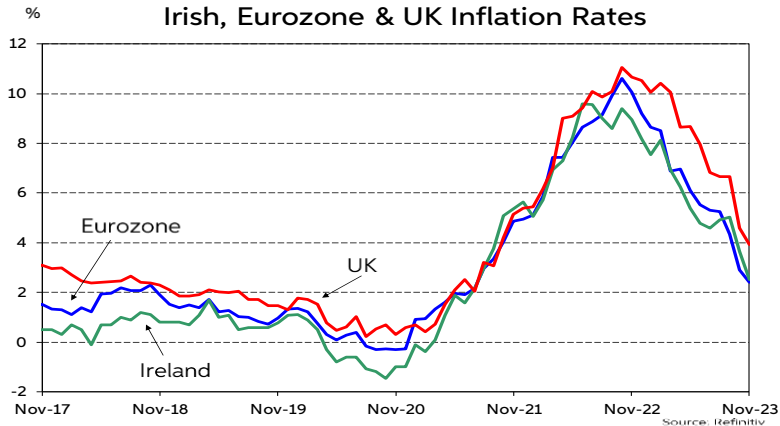
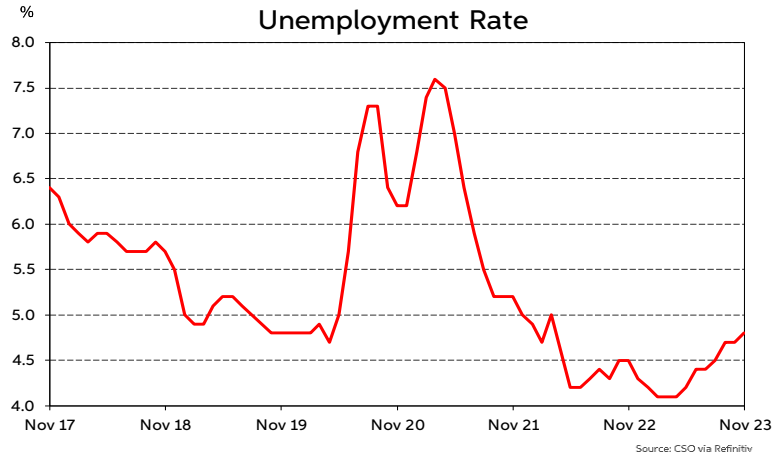
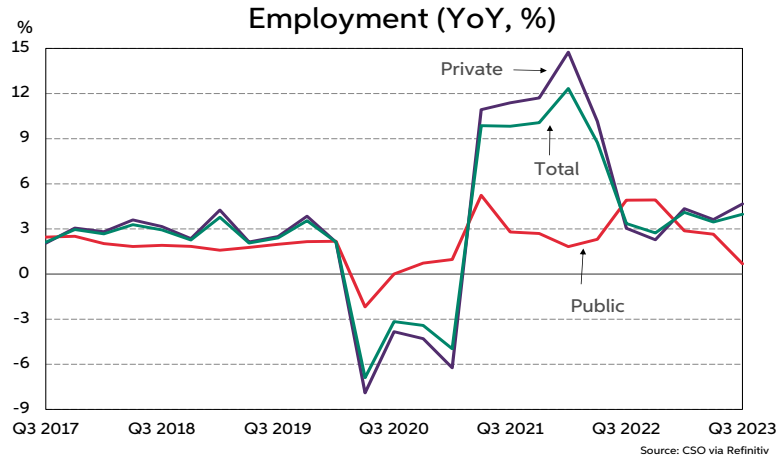


Mixed data on economy in 2023, labour market very strong



- Mfg PMI data weak in 2023 – in a 48.0-50.0 range over closing months of year
- Services PMI eased back but still solid in H2 2023 – in a 52.5-55.0 range since August
- Housing commencements picked up in 2023, at 31.5k in November compared to 27k at end 2022
- Housing completions jumped by 45% to 30k in 2022. Annual run rate rises to 31.5k by Sept 2023
- PMI for construction remained subdued last year. Marked fall to 44.5 in November
- Subdued core retail sales (excluding motor trade) again in 2023. Volumes up 1.3% yoy over Q1-Q3
- New car sales registrations rise by strong 15.5% year-to-date to end November
- Consumer confidence recovers some ground in 2023 after sharp fall in 2022, but still at subdued level
- Tax receipts rose by very robust 21.5% last year. Slower growth of 5.8% in year to November 2023
- Unemployment rate set to average to 4.5% in 2023. Rose somewhat in H2 on jump in labour force
- Very strong growth in employment in 2023 – rose 3.9%% yoy in Q1-Q3 period
- Inflation rose sharply in 2022 - peaked at 9.6%. HICP rate fell sharply in 2023 - at 2.5% in November

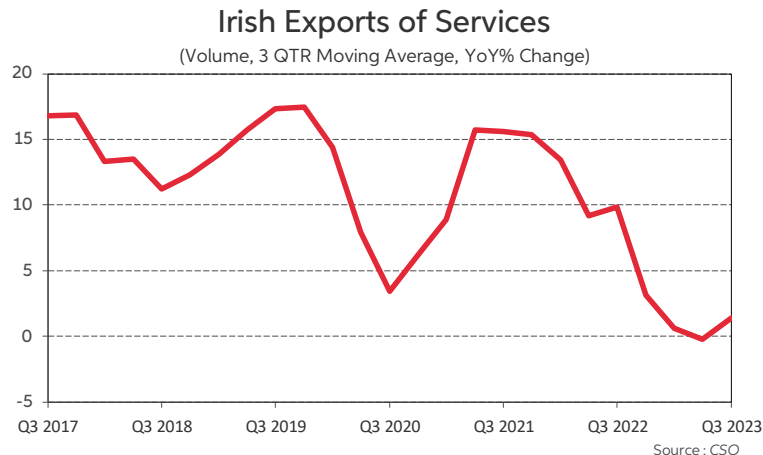
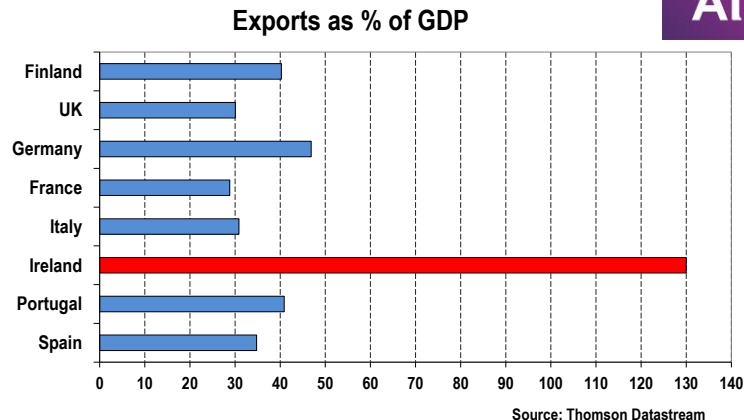
Unemployment rate falls to very low level, inflation easing



Exports weaken sharply in 2023 after very strong 2021-22



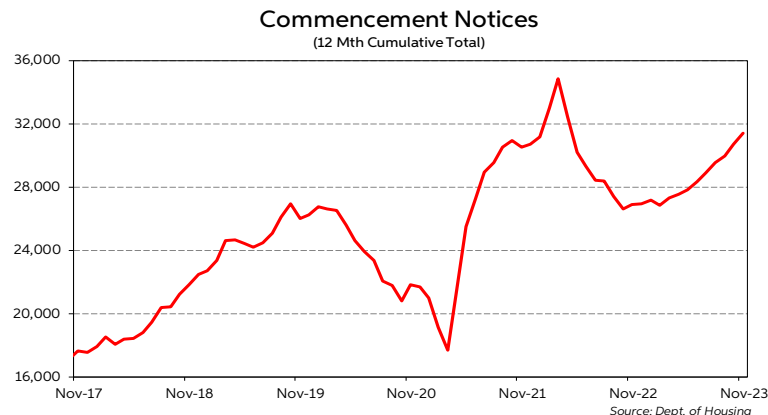
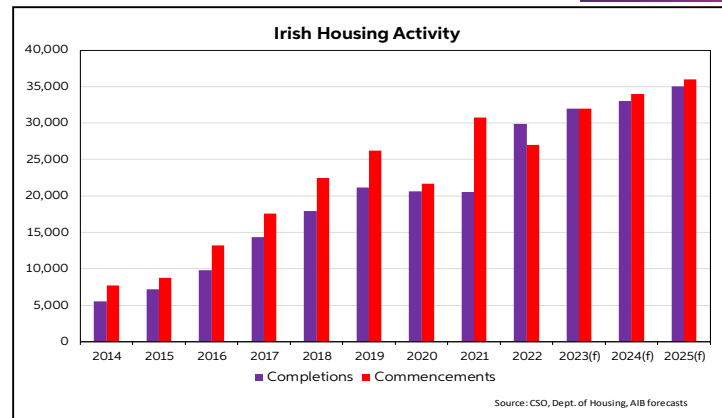
- Ireland is a very open economy – exports, driven by large scale FDI, are a huge part of economy
- IDA reported record FDI in 2021 and again in 2022, with continuing strong inflows in H1 2023
- Pharma, medical care products, ICT, business & financial services main components of FDI
- Irish FDI inflows may be benefitting from Brexit
- Total exports up by 15% in 2021 and 14% in 2022 - big jump in good exports of Pharma and ICT
- 2023 sees global demand normalise post-COVID for Pharma/ICT after exponential growth in 2021-22
- Sharp weakening of exports this year, fall by 1.7% in Q1 and 4.1% in Q2. Up just 1.4% yoy in H1 2023
- Goods exports fell 4.8% in Q1 and 10.2% in Q2 on decline in manufacturing output in Pharma/ICT
- Pharma exports down 11.5% yoy and electrical machinery fall 36% yoy in value terms during H1'23
- Service exports, though, perform well in H1 2023, rising by 2% in Q1 and 2.5% in Q2



House completions rise above 30k level



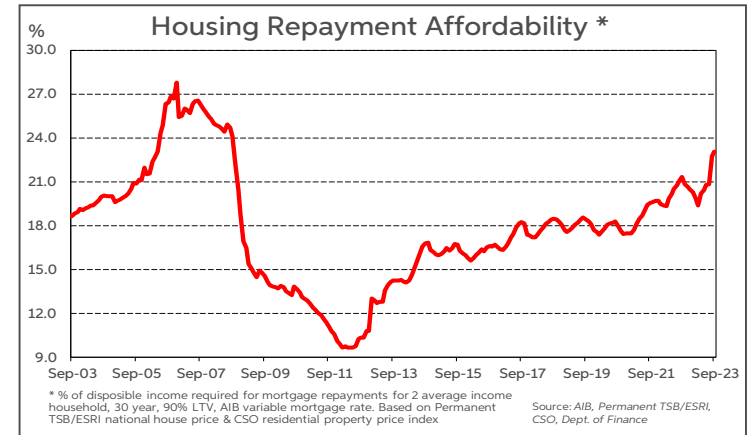
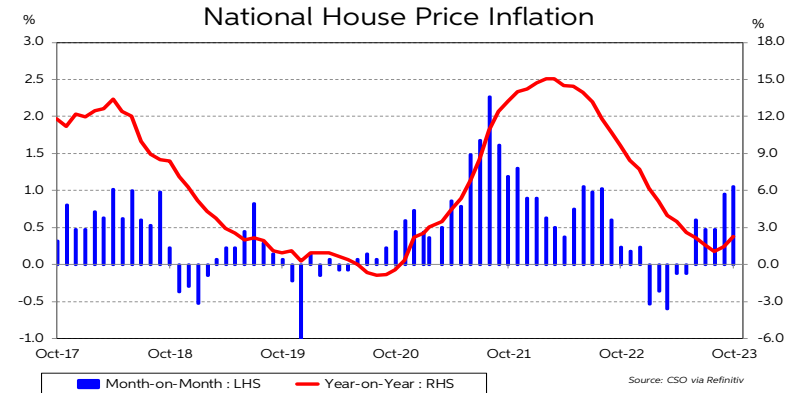
- Completions amounted to 20,500 in 2020 & 2021, just 2.6% down on 2019 level despite lockdowns
- Completions then jumped sharply to 30,000 in 2022
- Estimated annual housing demand put at circa 30k, but considerable pent-up demand from years of low supply
- Big jump in planning permissions to 40k from 2018-21. Sharp fall in 2022, but up 13% yoy to end Q3 2023
- 12 month commencements fell from peak of 35k to 26.5k last year, but rebound to 31.5k by Nov 2023
- Completions rose to 31.5k at Sept 2023. Could rise to 35k over next couple of years
- Mortgage drawdowns jumped 34% to €14bn in 2022. Big impact from switching in H2 2022
- Four-Quarter running total eased to €13.1bn in Q3'23
- Mortgage approvals pick-up this year; +3.7% yoy in three months to October



Marked deceleration in house price inflation



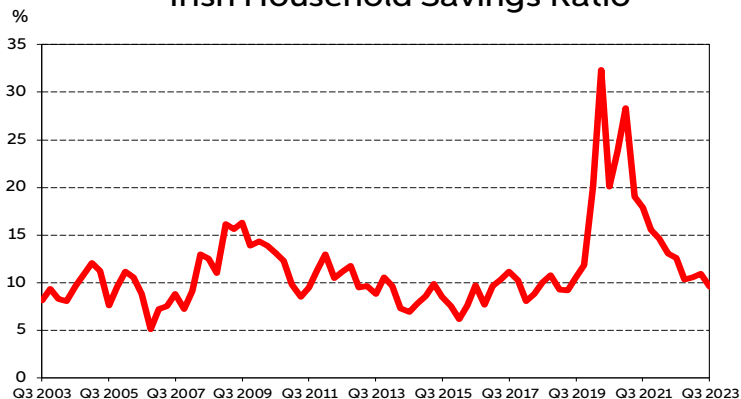
- House prices declined sharply, by 55% from 2007-2013. Prices have fully recovered - back above 2007 peak level
- Low supply, remote working, strong public/institutional demand, enhanced help-to-buy scheme, high personal savings, pent-up demand all supportive of house prices
- House price fell in first five months of 2023, before rising over the next five months, per CSO data
- Annual rate at 2.3% in October 2023, down from peak of 15% in Feb/Mar 2022, but up from 1.1% trough in August
- Non-Dublin prices up 4.5% yoy, Dublin prices down 0.6%
- Property websites consistent with official data that house prices starting to pick up again
- Housing affordability has deteriorated since end 2020 on higher house prices and increases in mortgage rates
- Rents jumped sharply over 2021-23. Annual rate peaked at 12.9% in July 2022. Slowed to 6.2% by November 2023



High household savings, while Debt ratios fall to low levels



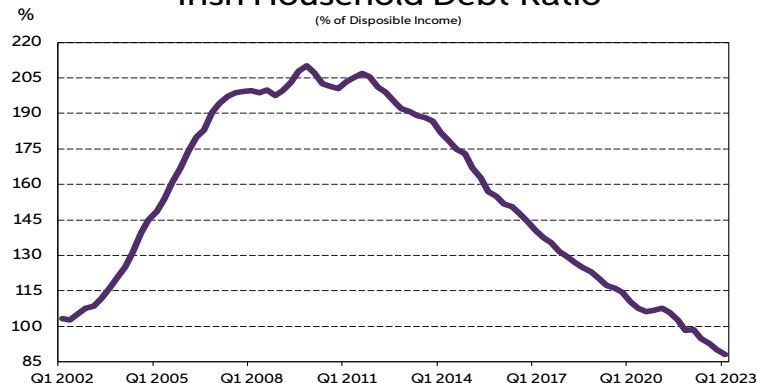
Irish Household Savings Ratio



Source: CSO

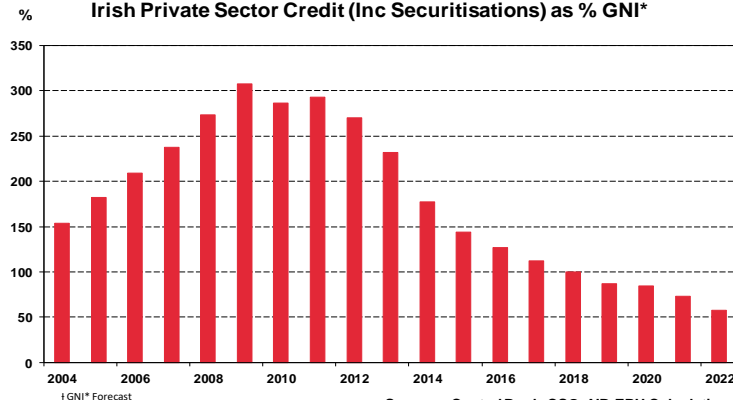
Irish Household Debt Ratio

(% of Disposable Income)



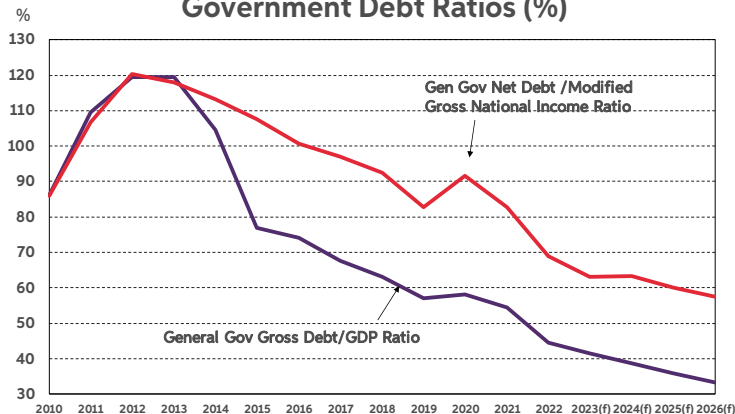
Source: CSO, Central Bank, AIB ERU

Irish Private Sector Credit (Inc Securitisations) as % GNI*



Sources: Central Bank, CSO, AIB ERU Calculations

Government Debt Ratios (%)

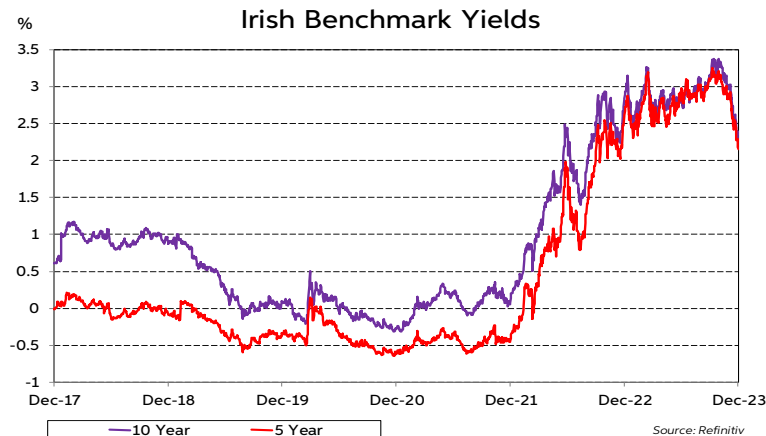
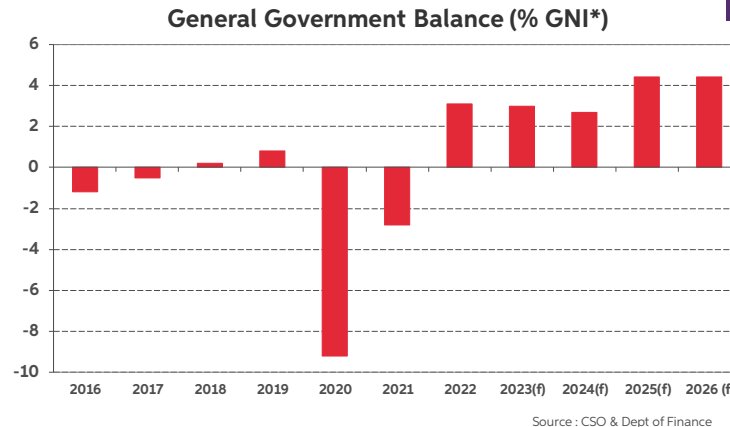


Sources: Dept of Finance, CSO, AIB ERU (Inflated/Distorted GDP figures from 2015)

Strong economy leads to large budget surpluses



- Budget deficits in 2020 and 2021 owing to COVID
- Tax revenues rose very strongly across the board in 2021-22; up 21.5% in 2022 and 20% in 2021
- Budget target was a deficit of €8bn for 2022, but a surplus of €8.5bn was recorded (3% of GNI*)
- Solid Exchequer data in 2023, with tax receipts up 5.8% to end November. Surplus forecast at €8.8bn
- More volatile corporation tax receipts in 2023
- Another large budget surplus expected in 2024 of €8.4bn, rising to over €14bn in 2025 and 2026
- Ireland establishing sovereign wealth and capital spending stabilisation funds to house surpluses
- Gov. Debt ratios falling sharply – net Gov. Debt forecast at 63% of GNI* in 2023, 60% by 2025
- Budget surpluses, very large cash balances and long-dated debt mean very little funding needed
- Meanwhile, Ireland continues to run a very large balance of payments surplus
- Irish sovereign debt ratings; S&P AA, Moody's Aa3, Fitch AA-. Upgrades from Moody's, S&P this year

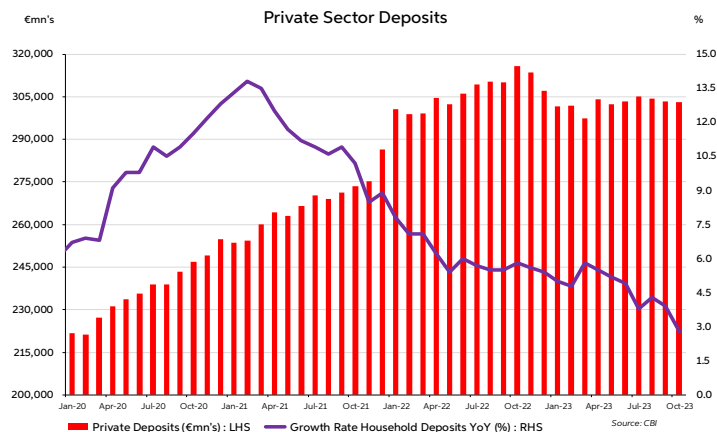


Economy moves to slower growth path, but in good shape



- Mounting headwinds and capacity constraints, but Irish economy is well underpinned by many positive factors
- FDI inflows continuing, boosting investment, exports and employment – good pipeline for 2024
- Fiscal policy to remain supportive of growth – Budget allows for 5-6% rise in core gov. spending in 2024-2025
- Economy has deleveraged; low private sector debt
- A rundown of some of the 40% surge in private sector deposits during 2020-2023, could support spending
- Inflation, higher interest rates, slow global growth are significant headwinds, though, for Irish economy
- Capacity constraints emerge also – housing, labour, electricity, water, infrastructure, planning
- Sharp slowdown in growth in 2023. GDP could contract
- Strong fundamentals suggest economy should continue to perform well in period ahead
- CBI sees GDP growth averaging 3.7% over 2024-2026

IMF Global GDP Forecasts (Oct. 2023)				
% Vol	2022	2023	2024	2025
World	3.5	3.0	2.9	3.2
US	2.1	2.1	1.5	1.8
Eurozone	3.3	0.7	1.2	1.8
UK	4.1	0.5	0.6	1.9
Japan	1.0	2.0	1.0	0.7
China	3.0	5.0	4.2	4.1



AIB Irish Economic Forecasts



<i>% change in real terms unless stated</i>	2021	2022	2023 (f)	2024 (f)	2025 (f)
GDP	15.1	9.4	1.0	3.7	4.0
GNP	13.9	3.9	1.5	3.3	3.5
Modified Final Domestic Demand	7.3	9.5	2.8	2.8	3.0
Personal Consumption	8.4	9.4	4.0	3.5	3.3
Government Spending	6.3	3.5	1.0	1.5	2.0
Fixed Investment**	-40.4	5.1	1.8	3.0	3.0
Exports	15.1	13.9	2.5	5.0	5.0
Imports**	-7.5	15.9	4.5	4.3	4.8
Employment (%)	6.2	6.8	3.6	1.8	1.7
Unemployment Rate (%)	6.3	4.5	4.5	5.1	5.3
HICP Inflation (%)	2.4	8.1	5.3	3.0	2.4
Budget Balance (GGB % GNI*)	-3.0	3.1	3.0	2.7	4.0
Gross General Gov Debt (% GDP)	55.3	44.4	41.4	38.6	35.8
Net General Gov Debt (% GNI*)	82.7	68.9	63.0	63.3	60.1

Changes to Global Corporate Tax Regime



Importance of FDI:

- Some 1,800 multinational companies are based in Ireland, accounting for over 300,000 jobs in direct employment
- Corporation tax receipts of €22.6bn in 2022 or 27% of total tax revenue – well over 80% comes from MNCs

Changes to Corporate Tax Regime:

- Ireland's 12.5% corporate tax rate in place for last two decades and a key cornerstone in attracting FDI
- Ireland signs up to OECD proposal of minimum global corporate tax rate of 15% for very large companies
- Larger multinationals, mainly digital, to pay some taxes on profits in countries where sales made. Details to be agreed
- DoF has allowed for a €2bn hit to Irish corporation tax receipts from changes to global tax system
- Ireland retaining its 12.5% rate – will be 2.5% top-up for larger companies. Takes effect from 1 Jan 2024 in line with EU
- Close watch still needs to be kept for any changes in US Corporate tax rate on companies overseas earnings (Gilti rate)
- Doubts also remain about whether all countries will ratify the new Global Corporate tax deal, most notably the US

Ireland Remains Attractive FDI Location :

- Ireland's main competitor for FDI has been UK, but it is now out of EU, Single Market & Customs Union
- Ireland has many other attractions –English speaking, well educated mobile workforce, common law legal system
- Key industries have large presence in Ireland, with its strong pro-enterprise culture, leading R&D and innovation
- Irish corpo. tax rates still comparatively low by European standards. UK rate raised from 19% to 25% in 2023
- Strong inflows of FDI continue despite the changes to global corporate tax rules. Brexit may be helping inflows

Risks to the Irish economy



- Very open Irish economy vulnerable to weaker global outlook, including FDI inflows
- Concentration risk from heavy reliance of economy on a small number of multi-national dominated sectors in terms of investment, output, employment, exports and tax receipts
- Inflation and higher interest rates headwinds for Irish economy, as elsewhere
- Very reliant on energy imports so could be impacted by disruptions to European gas supplies
- Changes to US corporation (Gilti) tax regime still possible, could negatively impact FDI here
- Supply constraints in new house building activity, with output still at relatively low levels
- Other capacity constraints emerging – labour, electricity, water, infrastructure, planning laws
- Competitiveness issues - high house prices, high rents, high personal taxes, high wages & prices
- Credit growth subdued; tight lending rules, low housing supply, weak loan demand, high savings

Note: All Irish data in tables are sourced from the CSO unless otherwise stated. Non-Irish data are from the IMF, OECD and Thomson Financial. Irish forecasts are from AIB Economic Research Unit. This presentation is for information purposes and is not an invitation to deal. The information is believed to be reliable but is not guaranteed. Any expressions of opinions are subject to change without notice. This presentation is not to be reproduced in whole or in part without prior permission. In the Republic of Ireland it is distributed by Allied Irish Banks, p.l.c. In the UK it is distributed by Allied Irish Banks, plc and Allied Irish Banks (GB). In Northern Ireland it is distributed by Allied Irish Bank Northern Ireland (NI). In the United States of America it is distributed by Allied Irish Banks, plc. Allied Irish Banks, p.l.c. is regulated by the Central Bank of Ireland. Allied Irish Bank (GB) and Allied Irish Bank (NI) are trade marks used under licence by AIB Group (UK) p.l.c. (a wholly owned subsidiary of Allied Irish Banks, p.l.c.), incorporated in Northern Ireland. Registered Office 92 Ann Street, Belfast BT1 3HH. Registered Number NI 018800. Authorised by the Prudential Regulation Authority and regulated by the Financial Conduct Authority and the Prudential Regulation Authority. In the United States of America, Allied Irish Banks, p.l.c., New York Branch, is a branch licensed by the New York State Department of Financial Services. Deposits and other investment products are not FDIC insured, they are not guaranteed by any bank and they may lose value. Please note that telephone calls may be recorded in line with market practice.