

# Our Environmental Impact

**WASTE**  
74 tonnes of CO<sub>2</sub>  
▼ **10%**



**WATER**  
184 tonnes of CO<sub>2</sub>  
▼ **1%**




**BUSINESS TRAVEL & FLEET**  
4,421 tonnes of CO<sub>2</sub>  
▲ **4%**



**FUEL (OIL & GAS) & REFRIGERANTS**  
4,209 tonnes of CO<sub>2</sub>  
▼ **6%**




**EMPLOYEE COMMUTING**  
4,287 tonnes of CO<sub>2</sub>  
▼ **10%**



**IT & PAPER**  
557 tonnes of CO<sub>2</sub>  
▼ **17%**



**ELECTRICITY**  
10,025 tonnes of CO<sub>2</sub>  
▼ **30%**



▲ ▼ = change against 2018

## How we reduced our emissions in 2019

We are heating our GB locations with biogas generated by dairy waste



We moved to new efficient buildings like Molesworth Street and Central Park

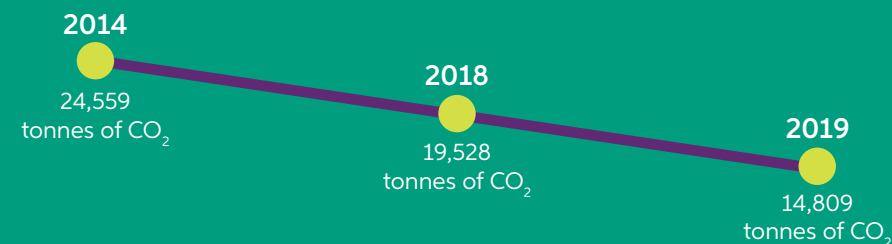


We launched a new online learning course to raise staff awareness of climate change and environmental impacts



We prevented 283t of waste being generated as part of our waste strategy in head office buildings

## Our carbon reduction pathway



AIB's Scope 1 & 2 emissions have **reduced by 40% from 2014!**

## Take action — no matter where you are



Please avoid single-use plastics and segregate your waste



Turn your laptop and electronic equipment off overnight



Switch off lights when you leave the room for the evening

This year we reduced our carbon footprint by **16%**

This saving is equivalent to the emissions avoided from **17,883 return flights from Dublin to London!**



N.B. all fuel energy-related activities (electricity, gas, business travel, employee commuting) exclude 'well-to-tank' emissions. These are the upstream emissions associated with extracting, refining and transporting fuel/energy to the end-user. Total Well-to-tank emissions are 5,512 tonnes of CO<sub>2</sub>e.

